

OFFICE OF THE SANGGUNIANG BAYAN  
PANIQUI, TARLAC

**RECEIVED**  
DATE: 10-08-18  
BY: [Signature]

# ANNUAL INVESTMENT PLAN

## C.Y. 2019



PROVINCE OF TARLAC  
MUNICIPALITY OF PANIQUI





**LOCAL DEVELOPMENT COUNCIL**

EXCERPTS FROM THE MEETING OF THE MUNICIPALITY OF PANIQUI LOCAL DEVELOPMENT COUNCIL HELD LAST OCTOBER 8, 2018, 9:00 AM AT THE ABC HALL BUILDING, MUNICIPAL GROUNDS, PANIQUI, TARLAC.

**PRESENT:**

HON. LEONARDO M. ROXAS	Municipal Mayor, Presiding Officer
HON. JAVERNE C. SANTILLAN	SB Chairman, Appropriations and Finance Committee
HON. LINDA B. MANUEL	LnB President, Barangay Affairs
ENGR. VLADIMIR L. SANTILLAN	LDC Secretary/MPDC
26 Barangay Captains	
5 Barangay Representatives	
9 NGOs/CSOs/POs	

**GUESTS:**

ENGR. ANIEL BON C. SANTILLAN	Municipal Administrator
BETTY A. SAGABAEN	Municipal Budget Officer
ALELYN I. PARAGAS, CPA	Municipal Treasurer
ENGR. MAYBELYN C. ARANZASO	Municipal Engineer
ARVIN KENNEX V. SAN DIEGO, CPA	Municipal Accountant
LOLITA B. MOLINA, REA	Municipal Assessor
ESTRELITA M. SANCHEZ	Municipal Civil Registrar
EUGENE B. GALANGA, RSW	MSWD Officer
MANUEL A. SAMBO	MDRRM Officer
JESSICA ANGELA RAMOS	Representative, MAO

**ABSENT:**

HON. CARLOS O. COJUANGCO	Representative 1 <sup>st</sup> Congressional Dist., Prov. of Tarlac
3 Barangay Captains	
4 NGOs/CSOs/POs	

**LDC RESOLUTION NO. 26- s2018**

**A RESOLUTION APPROVING THE MUNICIPALITY OF PANIQUI 2019 ANNUAL INVESTMENT PLAN (AIP) AND ENDORSING THE SAME TO THE SANGGUNIAN BAYAN FOR ADOPTION.**

**WHEREAS**, Article 410 of the IRR of R.A. 7160 requires the Local Development Council to prepare and submit Annual Investment Programs to the Local Finance Committee during the fiscal year before budget preparation;

**WHEREAS**, the 2019 Annual Investment Plan (AIP) of the Municipality of Paniqui was prepared as prescribed under Joint Memorandum Circular No.1 Series of 2007, of the DILG, NEDA, DBM, and DOF, "Guidelines on the Harmonization of Local Planning, Investment Programming, Revenue Administration, Budgeting and Expenditure Management";

**WHEREAS**, the 2019 AIP was prepared and reviewed by this Council with listings of identified priority programs, projects and activities proposed by the Local Government Unit of Paniqui, Barangay Officials, Non-Government Organizations, Private Sectors, and other partners in development to be implemented in Fiscal Year 2019 using the Internal Revenue Allocation (IRA), the Local Income of the Municipality, and other sources;

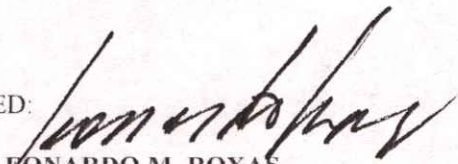
**WHEREAS**, the 2019 AIP was reviewed by this Council pursuant to Joint Memorandum Circular No. 2011-1, of the DILG and DBM, "Guidelines on the Appropriation and Utilization of the 20% IRA for Development Projects";

**WHEREAS**, this AIP is firmly anchored and address the requirements of National Scorecards such as 2019 Seal of Good Local Governance (SGLG) and Climate and Disaster Risk Assessment (CDRA);

**NOW, THEREFORE**, On motion of Capt. Joselito S. Calvero, Brgy. Poblacion Norte, seconded by Mely C. Gruspe, Manager, AMPC. **RESOLVE**, as it is hereby **RESOLVED**, to approve the resolution stated above and endorsing the same to the Sanggunian Bayan for adoption and copies to be furnished to the members of the Local Finance Committee for their information and guidance.

I hereby certify to the correctness of the above-cited resolution.

ATTESTED:

  
LEONARDO M. ROXAS  
LDC Chairman- Municipal Mayor

  
VLADIMIR L. SANTILLAN  
LDC Secretary/MPDC





Republic of the Philippines  
**MUNICIPALITY OF PANIQUI**  
Province of Tarlac

**OFFICE OF THE SANGGUNIANG BAYAN**

EXCERPT FROM THE MINUTES OF THE REGULAR SESSION OF THE SANGGUNIANG BAYAN OF PANIQUI, TARLAC HELD ON DECEMBER 21, 2018 AT THE SB SESSION HALL

PRESENT: Hon. Christian Alfred F. Cuchapin, *Vice Mayor/Presiding Officer*  
Hon. Javerne C. Santillan, *member-Majority Floor Leader*  
Hon. Harris D. Dalayoan, *member*  
Hon. Ernesto V. Tayag, *member*  
Hon. Mary Anne B. Fernandez, *member*  
Hon. Felomina F. Bravo, *member*  
Hon. Gerardo N. Tiangsing, *member-Minority Floor Leader*  
Hon. Nestor B. Castro, *member*  
Hon. Robert J. Torio, *member*  
Hon. Linda B. Manuel (ABC Pres.), *member*  
Hon. Karl Bernard M. Obcena, (SK Pres.) *ex-officio member*

ABSENT: None

**RESOLUTION NO. 133-s2018**

RESOLUTION APPROVING THE 2019 ANNUAL INVESTMENT PLAN (AIP) OF THE MUNICIPALITY OF PANIQUI, PROVINCE OF TARLAC.

WHEREAS, the Local Development Council (LDC) is mandated to formulate long-term, medium-term, and annual socioeconomic development plans and policies; formulate the medium-term and annual public investment programs; appraise and prioritize socioeconomic development programs and projects as provided under Section 109 of the Local Government Code of the Philippines;

WHEREAS, the formulation of the Annual Investment Plan (AIP) is a good governance practice for public accountability and transparency to optimize prioritization and utilization of public resources/funds;

WHEREAS, the Municipal Planning and Development Office through Engr. Vladimir Santillan, forwarded to the Sangguniang Bayan the Annual Investment Plan (AIP) of the Municipality of Paniqui, Tarlac for FY 2019 for its adoption, as formulated and approved by the Local Development Council;

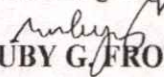
WHEREAS, the Sangguniang Bayan after a thorough deliberation and discussion found that the plans/programs/activities enumerated in the Annual Investment Plan are necessary components for an effective delivery of basic services to its constituents;

NOW THEREFORE, on motion of Councilor Javerne C. Santillan, unanimously seconded, **RESOLVED**, as it is hereby Resolved, to adopt the **ANNUAL INVESTMENT PLAN** of the Municipal Government of Paniqui for **Fiscal Year 2019**.

**RESOLVED FURTHER** that a copy of this resolution be furnished to the Municipal Planning and Development Office for information and appropriate action.

CARRIED.

**I HEREBY CERTIFY** to the correctness of the foregoing resolution.

  
**RUBY G. FRONDA**  
*Secretary to the Sanggunian*

ATTESTED:

  
**HON. CHRISTIAN ALFRED F. CUCHAPIN**  
*Vice-Mayor/Presiding Officer*



# CY 2019 Annual Investment Program (AIP)

By Program / Project / Activity by Sector

As of October 2018

## PANIQUI, TARLAC

AIP REF CODE	PROGRAM/PROJECT/ACTIVITY DESCRIPTION	IMPLEMENTING OFFICE/ DEPARTMENT	SCHEDULE		EXPECTED OUTPUT	FUNDING SOURCE	AMOUNT (in thousand pesos)				Amount of Climate Change Expenditure (in thousand pesos)		CC Typology Code
			START	END			Person of Services	Maintenance & Other Operating Expenses	Capital Outlay	Total	Climate Change Adaptation	Climate Change Mitigation	
1000	<b>GENERAL PUBLIC SERVICES SECTOR</b>												
1000-1	<b>EXECUTIVE SERVICES</b>												
1000-1-1	Salaries and Wages	MO	January	December	22 Personnels	GF	6,199.03				6,199.032		
1000-1-2	Allowances (PERA,Representation/Transportation,Clothing)	MO	January	December	22 Personnels	GF	854.40				854.400		
1000-1-3	Insurance Cont. (Life/Retire.,Pag-ibig,Philhealth,ECC,Hazard)	MO	January	December	22 Personnels	GF	1,932.89				1,932.888		
1000-1-4	Leave Benefits and Bonuses	MO	January	December	22 Personnels	GF	468.96				468.957		
1000-1-5	Office Expenses (Supplies,Telephone, Mobile)	MO	January	December	Supplies,Telephone, Fuel, Etc.	GF		710.00			710.000		
1000-1-6	Confidential Expenses	MO	January	December	PPAs	GF		1,800.00			1,800.000		
1000-1-7	Trainings/Scholarship,Travel Expenses & Membership Dues	MO	January	December	22 Personnels	GF		650.00			650.000		
1000-1-8	Fuel Expenses (Gasoline,Oil,Lubricants)	MO	January	December	22 Personnels	POPS		3,000.00			3,000.000		
1000-1-9	Insurance/Reinsurance Premiums (Mun.Bldg.,Transportation E	MO	January	December	Mun. Bldg. and Transportation	GF		400.00			400.000		
1000-1-10	Repairs and Maintenance Expenses (Trans. and Office Equip.)	MO	January	December	Transportation and Office Equip.	POPS		1,550.00			1,550.000		
1000-1-11	Other Maintenance and Operating Expenses - Cultural Expense	MO	January	December	Cultural and Athletic Expenses	GAD		2,000.00			2,000.000		
1000-1-12	Other Maintenance and Operating Expenses - Honoraria, IECs	MO	January	December	Honararia of NGA Heads	GF		965.84			965.840		
1000-1-13	Representation Expenses	MO	January	December	Operating Expenses	GF		900.00			900.000		
1000-1-14	Extra Misc. Exp.-Discretionary Fund	MO	January	December	Discretionary Fund	GF		64.87			64.867		
1000-1-15	Consultancy Services	MO	January	December	Consultancy Services	GF		360.00			360.000		
1000-1-16	Job Orders	MO	January	December	Additional Manpower	GF		10,564.60			10,564.600		
1000-1-17	Office Equipment	MO	January	December	Needed Machineries	GF			4,500.00		4,500.000		
					<b>SUB-TOTAL :</b>						<b>36,920.585</b>		
1000-2	<b>LEGISLATIVE SERVICES</b>												
1000-2-1	Salaries and Wages	SB	January	December	15 Personnels	GF	10,334.96				10,334.964		
1000-2-2	Allowances (PERA,Representation/Transportation,Clothing)	SB	January	December	15 Personnels	GF	2,415.60				2,415.600		
1000-2-3	Insurance Cont. (Life/Retire.,Pag-ibig,Philhealth,ECC,Hazard)	SB	January	December	15 Personnels	GF	3,087.36				3,087.365		
1000-2-4	Leave Benefits and Bonuses	SB	January	December	15 Personnels	GF	565.06				565.058		
1000-2-5	Office Expenses (Supplies,Telephone, Fuel, Etc.)	SB	January	December	Operating Expenses	GF		408.00			408.000		
1000-2-6	Trainings/Scholarship and Travel Expenses	SB	January	December	15 Personnels	GF		750.00			750.000		
1000-2-7	Repairs and Maintenance Expenses (Office Equip.)	SB	January	December	Repair of Office Equipmts.	GF		30.00			30.000		
1000-2-8	Other Maintenance and Operating Expenses	SB	January	December	Additional Manpower	GF		100.00			100.000		
1000-2-9	Office Equipment	SB	January	December	Needed Machineries	GF			150.00		150.000		
					<b>SUB-TOTAL :</b>						<b>17,840.987</b>		



# CY 2019 Annual Investment Program (AIP)

By Program / Project / Activity by Sector

As of October 2018

## PANIQUI, TARLAC

AIP REF CODE	PROGRAM/PROJECT/ACTIVITY DESCRIPTION	IMPLEMENTING OFFICE/ DEPARTMENT	SCHEDULE		EXPECTED OUTPUT	FUNDING SOURCE	AMOUNT (in thousand pesos)				Amount of Climate Change Expenditure (in thousand pesos)		CC Typology Code				
			START	END			Person of Services	Maintenance & Other Operating Expenses	Capital Outlay	Total	Climate Change Adaptation	Climate Change Mitigation					
1000-3	<b>ADMINISTRATIVE SERVICES</b>																
1000-3-1	Salaries and Wages	LGU	January	December	1 Personnel	GF	791.63				791.628						
1000-3-2	Allowances (PERA,Representation/Transportation,Clothing)	LGU	January	December	1 Personnel	GF	192.00				192.000						
1000-3-3	Insurance Cont. (Life/Retire.,Pag-ibig,Philhealth,ECC,Hazard)	LGU	January	December	1 Personnel	GF	235.93				235.933						
1000-3-4	Leave Benefits and Bonuses	LGU	January	December	1 Personnel	GF	41.79				41.792						
1000-3-5	Office Expenses (Supplies,Telephone, Fuel, Etc.)	LGU	January	December	Operating Expenses	GF		44.00			44.000						
1000-3-6	Trainings/Scholarship and Travel Expenses	LGU	January	December	1 Personnels	GF		60.00			60.000						
1000-3-7	Repairs and Maintenance Expenses (Office Equip.)				1 Personnels	GF		5.00			5.000						
1000-3-8	Other Maintenance and Operating Expenses				1 Personnels	GF		20.00			20.000						
1000-3-9	Office Equipment	LGU	January	December	Needed Office Equipmts.	GF			50.00		50.000						
<b>SUB-TOTAL :</b>																	
1000-4	<b>HUMAN RESOURCES AND MANAGEMENT</b>																
1000-4-1	Capability Building	LGU	January	December	Trained LGU Employees	GF	600.00				600.000						
1000-4-2	Anti-Red Tape Implementation	LGU	January	December		GF	100.00				100.000						
1000-4-3	Conduct of Physical and Mental Fitness, Health and Wellness	LGU	January	December		GF	100.00				100.000						
1000-4-4	Salaries and Wages	LGU	January	December	5 Personnels	GF	1,385.26				1,385.256						
1000-4-5	Allowances (PERA,Representation/Transportation,Clothing)	LGU	January	December	5 Personnels	GF	312.00				312.000						
1000-4-6	Insurance Cont. (Life/Retire.,Pag-ibig,Philhealth,ECC,Hazard)	LGU	January	December	5 Personnels	GF	423.20				423.202						
1000-4-7	Leave Benefits and Bonuses	LGU	January	December	5 Personnels	GF	105.63				105.633						
1000-4-8	Office Expenses (Supplies,Telephone, Fuel, Etc.)	LGU	January	December	Operating Expenses	GF		94.52			94.516						
1000-4-9	Trainings/Scholarship and Travel Expenses	LGU	January	December	5 Personnels	GF		95.00			95.000						
1000-4-10	Other Maintenance and Operating Expenses				Operating Expenses	GF		10.00			10.000						
1000-4-11	Office Equipment	LGU	January	December	Needed Office Equipmts.	GF			65.00		65.000						
<b>SUB-TOTAL :</b>																	
1000-4	<b>PLANNING and DEVELOPMENT COORDINATION</b>																
1000-4-1	Tech. Plans and Feasibility Study on Drainage Planning and De	MPDO	January	December	Storm Drainage Master Plan	Unfunded		2,000.00			2,000.000						
1000-4-2	Conduct of Soil Suitability Analysis	MPDO	January	December	For strategic crop diversification	Unfunded		250.00			250.000						
1000-4-3	Research and Development	MPDO	January	December	Science & Tech and Innovation	Unfunded		500.00			500.000						
1000-4-4	Geographic Information System (GIS)	MPDO	January	December	Graphical Information	Unfunded		200.00			200.000						
1000-4-5	Updating of Comprehensive Land Use Plan	MPDO	January	December	Finished Plan	Unfunded		50.00			50.000						
1000-4-6	Salaries and Wages	LGU	January	December	3 Personnels	GF	1,081.09				1,081.092						
1000-4-7	Allowances (PERA,Representation/Transportation,Clothing)	LGU	January	December	3 Personnels	GF	252.00				252.000						



# CY 2019 Annual Investment Program (AIP)

By Program / Project / Activity by Sector

As of October 2018

## PANIQUI, TARLAC

AIP REF CODE	PROGRAM/PROJECT/ACTIVITY DESCRIPTION	IMPLEMENTING OFFICE/ DEPARTMENT	SCHEDULE		EXPECTED OUTPUT	FUNDING SOURCE	AMOUNT (in thousand pesos)				Amount of Climate Change Expenditure (in thousand pesos)		CC Typology Code
			START	END			Person of Services	Maintenance & Other Operating Expenses	Capital Outlay	Total	Climate Change Adaptation	Climate Change Mitigation	
1000-4-8	Insurance Cont. (Life/Retire.,Pag-ibig,Philhealth,ECC,Hazard)	LGU	January	December	3 Personnels	GF	327.36			327.365			
1000-4-9	Leave Benefits and Bonuses	LGU	January	December	3 Personnels	GF	73.42			73.417			
1000-4-10	Office Expenses (Supplies,Telephone, Fuel, Etc.)	LGU	January	December	Operating Expenses	GF		66.00		66.000			
1000-4-11	Trainings/Scholarship and Travel Expenses	LGU	January	December	3 Personnels	GF		100.00		100.000			
1000-4-12	Repairs & Maintenance- Office Equipment				Repair of Office Equipmts.			15.00		15.000			
1000-4-13	Repairs & Maintenance- Motor Vehicle				Repair of Motor Vehicles			6.00		6.000			
1000-4-14	Other Maintenance and Operating Expenses	LGU	January	December	Creation of LGU Paniqui Website	GF		260.00		260.000			
1000-4-15	Office Equipment	LGU	January	December	Needed Office Equipmts.	GF			60.00	60.000			
1000-4-16	Motor Vehicle	LGU	January	December	Motor Vehicle	GF			80.00	80.000			
<b>SUB-TOTAL :</b>										<b>2,240.874</b>			
1000-5	<b>INFORMATION SERVICES</b>												
1000-5-1	Advertising, Promotional and Marketing Expenses	LGU / MO	January	December	People's Awareness	GF		150.00		150.000			
<b>SUB-TOTAL :</b>										<b>150.000</b>			
1000-6	<b>CIVIL REGISTRY SERVICES</b>												
1000-6-1	Conduct Mass Wedding	MCR	January	December	100 Registered Couples	GF		70.00		70.000			
1000-6-2	Conduct Free Mobile Registration	MCR	January	December	100 Registered Citizens	GF		10.00		10.000			
1000-6-3	Conduct Seminar/Symposium about Civil Registration	MCR	January	December	1 Seminar/Symposium	GF		-		-			
1000-6-4	Salaries and Wages	MCR	January	December	6 Personnels	GF	1,609.96			1,609.956			
1000-6-5	Allowances (PERA,Representation/Transportation,Clothing)	MCR	January	December	6 Personnels	GF	342.00			342.000			
1000-6-6	Insurance Cont. (Life/Retire.,Pag-ibig,Philhealth,ECC,Hazard)	MCR	January	December	6 Personnels	GF	493.77			493.773			
1000-6-7	Leave Benefits and Bonuses	MCR	January	December	6 Personnels	GF	124.66			124.657			
1000-6-8	Office Expenses (Supplies,Telephone, Fuel, Etc.)	MCR	January	December	Operating Expenses	GF		135.73		135.734			
1000-6-9	Trainings/Scholarship and Travel Expenses	MCR	January	December	6 Personnels	GF		80.00		80.000			
1000-6-10	Repairs and Maintenance Expenses (Office Equip.)	MCR	January	December	Repair of Office Equipmts.	GF		25.00		25.000			
1000-6-12	Office Equipment	MCR	January	December	Needed Machineries	GF			82.00	82.000			
<b>SUB-TOTAL :</b>										<b>2,973.120</b>			
1000-7	<b>GENERAL SERVICES</b>												
1000-7-1	Salaries/Wages/MOOE	LGU	January	December	Special/Health Services	GF	628.48			628.476			
<b>SUB-TOTAL :</b>										<b>628.476</b>			
1000-8	<b>ASSESSMENT OF REAL PROPERTY SERVICES</b>												
1000-8-1	Storage Room	Assessor	January	December	Storage room for documents	Unfunded			100.00	100.000			
1000-8-2	Computerization of Real Property Records	Assessor	January	December	Computerization of Cadastral and In	Unfunded			2,368.36	2,368.355			



# CY 2019 Annual Investment Program (AIP)

By Program / Project / Activity by Sector

As of October 2018

## PANIQUI, TARLAC

AIP REF CODE	PROGRAM/PROJECT/ACTIVITY DESCRIPTION	IMPLEMENTING OFFICE/ DEPARTMENT	SCHEDULE		EXPECTED OUTPUT	FUNDING SOURCE	AMOUNT (in thousand pesos)				Amount of Climate Change Expenditure (in thousand pesos)		CC Typology Code
			START	END			Person of Services	Maintenance & Other Operating Expenses	Capital Outlay	Total	Climate Change Adaptation	Climate Change Mitigation	
1000-8-3	General Revision of Real Property Assessment	Assessor	January	December	Revision of the Schedule of Market Value	Unfunded		2,691.31		2,691.313			
<b>SUB-TOTAL :</b>										<b>5,159.668</b>			
1000-9	<b>LAND REGISTRATION SERVICES</b>												
1000-9-1	Salaries and Wages	Assessor	January	December	4 Personnels	GF	1,319.11			1,319.112			
1000-9-2	Allowances (PERA,Representation/Transportation,Clothing)	Assessor	January	December	4 Personnels	GF	282.00			282.000			
1000-9-3	Insurance Cont. (Life/Retire.,Pag-ibig,Philhealth,ECC,Hazard)	Assessor	January	December	4 Personnels	GF	401.44			401.435			
1000-9-4	Leave Benefits and Bonuses	Assessor	January	December	4 Personnels	GF	92.98			92.976			
1000-9-5	Office Expenses (Supplies,Telephone, Fuel, Etc.)	Assessor	January	December	Operating Expenses	GF		125.47		125.469			
1000-9-6	Trainings/Scholarship and Travel Expenses	Assessor	January	December	4 Personnels	GF		95.00		95.000			
1000-9-7	Repairs and Maintenance Expenses (Office Equip.)	Assessor	January	December	Repair of Office Equipmts.	GF		15.00		15.000			
1000-9-8	Repairs and Maintenance Expenses (Motor Vehicles)	Assessor	January	December	Repair of Motor Vehicles	GF		10.00		10.000			
1000-9-9	Other Maintenance & Operating Exp.(Program and Services)	Assessor	January	December	Repair of Office Equipmts.	GF		10.00		10.000			
1000-9-10	Office Equipment	Assessor	January	December	Needed Machineries	GF			27.00	27.000			
1000-9-11	Information and Communication Tech. Equip.-	MTO	January	December	Info. & Comm. Tech. Eqmt.	GF			1,000.00	1,000.000			
<b>SUB-TOTAL :</b>										<b>3,377.993</b>			
1000-10	<b>TREASURY SERVICES</b>												
1000-10-1	Computerization Program on Real Property Tax Collection	MTO	January	December	Est. of Streamlined Services	GF				-			
1000-10-2	Yearly tax campaign in 35 barangays	MTO	January	December	Est. of Streamlined Services	GF				-			
1000-10-3	Salaries and Wages	MTO	January	December	14 Personnels	GF	3,467.56			3,467.556			
1000-10-4	Allowances (PERA,Representation/Transportation,Clothing)	MTO	January	December	14 Personnels	GF	690.00			690.000			
1000-10-5	Insurance Cont. (Life/Retire.,Pag-ibig,Philhealth,ECC,Hazard)	MTO	January	December	14 Personnels	GF	1,068.74			1,068.745			
1000-10-6	Leave Benefits and Bonuses	MTO	January	December	14 Personnels	GF	279.26			279.259			
1000-10-7	Office Expenses (Supplies,Telephone, Fuel, Etc.)	MTO	January	December	Operating Expenses	GF		719.00		719.000			
1000-10-8	Trainings/Scholarship and Travel Expenses	MTO	January	December	14 Personnels	GF		300.00		300.000			
1000-10-9	Advertising, Promotional and Marketing Expenses	LGU / MO	January	December	People's Awareness	GF		40.00		40.000			
1000-10-10	Repairs and Maintenance Expenses (Office Equip.)	MTO	January	December	Repair of Office Equipmts.	GF		20.00		20.000			
1000-10-11	Repairs and Maintenance Expenses (Motor Vehicles)	MTO	January	December	Repair of Motor Vehicles	GF		50.00		50.000			
1000-10-12	Other Maintenance & Operating Expenses	MTO	January	December	Miscellaneous Expenses	GF		20.00		20.000			
1000-10-13	Office Equipment	MTO	January	December	Needed Machineries	GF			250.00	250.000			
1000-10-14	Information and Communication Tech. Equip.-	MTO	January	December	Info. & Comm. Tech. Eqmt.	GF			-	-			
<b>SUB-TOTAL :</b>										<b>6,904.560</b>			



## CY 2019 Annual Investment Program (AIP)

By Program / Project / Activity by Sector

As of October 2018

### PANIQUI, TARLAC

AIP REF CODE	PROGRAM/PROJECT/ACTIVITY DESCRIPTION	IMPLEMENTING OFFICE/ DEPARTMENT	SCHEDULE		EXPECTED OUTPUT	FUNDING SOURCE	AMOUNT (in thousand pesos)				Amount of Climate Change Expenditure (in thousand pesos)		CC Typology Code
			START	END			Person of Services	Maintenance & Other Operating Expenses	Capital Outlay	Total	Climate Change Adaptation	Climate Change Mitigation	
1000-11	<b>ACCOUNTING SERVICES</b>												
1000-11-1	Issuance of Quarterly RPT share of barangay's concern	Accounting	January	December	Source of Fund for Brgy Projs.					-			
1000-11-2	Computerization of Accounting Documents	Accounting	January	December	Encoded Accounts	Unfunded		400.00		400.000			
1000-11-3	Inventory of Property Plant & Equipment	Accounting	January	December	Actual inventory of PPE	Unfunded		50.00		50.000			
1000-11-4	Repair of Accounting Office	Accounting	January	December	Safe and orderly documents	Unfunded		100.00		100.000			
1000-11-5	Salaries and Wages	Accounting	January	December	5 Personnels	GF	1,863.60			1,863.600			
1000-11-6	Allowances (PERA,Representation/Transportation,Clothing)	Accounting	January	December	5 Personnels	GF	342.00			342.000			
1000-11-7	Insurance Cont. (Life/Retire.,Pag-ibig,Philhealth,ECC,Hazard)	Accounting	January	December	5 Personnels	GF	571.93			571.933			
1000-11-8	Leave Benefits and Bonuses	Accounting	January	December	5 Personnels	GF	134.84			134.843			
1000-11-9	Office Expenses (Supplies,Telephone, Fuel, Etc.)	Accounting	January	December	Operating Expenses	GF		113.89		113.890			
1000-11-10	Trainings/Scholarship/Membership Dues and Travel Exp.	Accounting	January	December	5 Personnels	GF		100.00		100.000			
1000-11-11	Repairs and Maintenance Expenses (Office Equip.)	Accounting	January	December	Repair of Office Equipmts.	GF		5.00		5.000			
1000-11-12	Other Maintenance & Operating Exp.(Prog. and Serv.)	Accounting	January	December	Program and Services	GF		10.00		10.000			
1000-11-13	Office Equipment	Accounting	January	December	Needed Machineries	GF			100.00	100.000			
<b>SUB-TOTAL :</b>										<b>3,241.266</b>			
1000-12	<b>AUDITING SERVICES</b>												
1000-12-1	Office Expenses	COA	January	December	Operating Expenses	GF		110.00		110.000			
1000-12-2	Trainings/Scholarship and Travel Expenses	COA	January	December	Personnels	GF		100.00		100.000			
1000-12-3	Office Equipment	COA	January	December	Needed Machineries	GF			100.00	100.000			
1000-12-4	Other Maintenance and Operating Expenses	COA	January	December	Operating Expenses	GF		84.00		84.000			
<b>SUB-TOTAL :</b>										<b>394.000</b>			
1000-13	<b>BUDGETARY SERVICES</b>												
1000-13-1	Salaries and Wages	Budget	January	December	2 Personnels	GF	1,010.20			1,010.196			
1000-13-2	Allowances (PERA,Representation/Transportation,Clothing)	Budget	January	December	2 Personnels	GF	222.00			222.000			
1000-13-3	Insurance Cont. (Life/Retire.,Pag-ibig,Philhealth,ECC,Hazard)	Budget	January	December	2 Personnels	GF	303.15			303.154			
1000-13-4	Leave Benefits and Bonuses	Budget	January	December	2 Personnels	GF	60.57			60.570			
1000-13-5	Office Expenses (Supplies,Telephone, Fuel, Etc.)	Budget	January	December	Operating Expenses	GF		74.00		74.000			
1000-13-6	Trainings/Scholarship and Travel Expenses	Budget	January	December	2 Personnels	GF		110.00		110.000			
1000-13-7	Repairs and Maintenance Expenses (Office Equip.)	Budget	January	December	Repair of Office Equipmts.	GF		5.00		5.000			
1000-13-8	Other Maintenance & Operating Expenses	Budget	January	December	Program and Services	GF		15.00		15.000			
1000-13-9	Office Equipment	Budget	January	December	Needed Machineries	GF			100.00	100.000			
<b>SUB-TOTAL :</b>										<b>1,899.920</b>			



# CY 2019 Annual Investment Program (AIP)

By Program / Project / Activity by Sector

As of October 2018

## PANIQUI, TARLAC

AIP REF CODE	PROGRAM/PROJECT/ACTIVITY DESCRIPTION	IMPLEMENTING OFFICE/ DEPARTMENT	SCHEDULE		EXPECTED OUTPUT	FUNDING SOURCE	AMOUNT (in thousand pesos)				Amount of Climate Change Expenditure (in thousand pesos)		CC Typology Code	
			START	END			Person of Services	Maintenance & Other Operating Expenses	Capital Outlay	Total	Climate Change Adaptation	Climate Change Mitigation		
1000-14	<b>REPAIR &amp; MAINT. OF GOVT. FACILITIES &amp; EQUIP.</b>													
1000-14-1	Repair/Renovation/Rehabilitation of Municipal Structures	LGU	January	December	Repaired Damaged Properties	GF		15,246.04		15,246.037				
1000-14-2	Land Transport Equipment and Machineries	LGU	January	December	Maintenance of Equipments	GF		4,100.00		4,100.000				
1000-14-3	Ambulance and Other Land Transport Vehicles	LGU	January	December	Operation and Maintenance	GF		2,910.00		2,910.000				
										<b>22,256.037</b>				
1000-15	<b>FIRE PROTECTION SERVICES</b>													
	<b>Stand by Rescue/Firefighting Team</b>													
1000-15-1	A. Repair and rehabilitation of Fire Trucks	BFP / LGU	January	December	Stand-by Rescue Equipmnts	Unfunded		200.00		200.000				
1000-15-2	B. Procurement of Office and Janitorial Supplies	BFP / LGU	March	March	Fire Mitigating measures	Unfunded		30.00		30.000				
1000-15-3	C. Procurement of Firefighting Equipments	BFP / LGU	March	March	Fire Mitigating measures	Unfunded			104.00	104.000				
1000-15-4	D. Fire/Earthquake Risk Management	BFP / LGU	January	December	Employees and Students IEC	5% CF				-				
1000-15-5	Construction/Renovation of Paniqui Fire Station	BFP / LGU	January	December	Well-equipped Firefighting Facilities	Unfunded			2,300.00	2,300.000				
	<b>MUNICIPAL DISASTER RISK REDUCTION MGMT.</b>													
1000-15-6	A. Personnel Salaries, Allowances, Insurance, and Benefits	MDRRMO	January	December	4 Personnels det. @ MO	GF				-				
1000-15-7	B. Office Maintenance and Other Operating Expenses	MDRRMO	January	April	MOOE c/o Mayors Office	GF				-				
										<b>SUB-TOTAL :</b>	<b>2,634.000</b>			
1000-16	<b>PEACE AND ORDER AND PUBLIC SAFETY</b>													
	<b>Traffic, Patrol, Rescue &amp; Motorist Assistance</b>													
1000-16-1	Installation of CCTV Cameras	LGU	January	December	for traffic, safety & security, investigation	OPS/MADAC			3,000.00	3,000.000				
1000-16-2	Automated External Defibrillator (AED)	MDRRMO	January	December	1 unit	5% CF		165.00		165.000				
1000-16-3	Boat trailer	MDRRMO	January	December	1 unit	5% CF		90.00		90.000				
1000-16-4	Cervical Collar (C-Collar)	MDRRMO	January	December	3 pieces	5% CF		6.00		6.000				
1000-16-5	Chainsaw (big)	MDRRMO	January	December	1 piece	5% CF		60.00		60.000				
1000-16-6	Chainsaw (small)	MDRRMO	January	December	1 piece	5% CF		75.00		75.000				
1000-16-7	Combat boots	MDRRMO	January	December	11 pairs	5% CF		27.50		27.500				
1000-16-8	Extension Ladder	MDRRMO	January	December	1 unit	5% CF		25.00		25.000				
1000-16-9	External spotlight	MDRRMO	January	December	2 pieces	5% CF		12.00		12.000				
1000-16-10	Hydraulic Vehicle Extrication (Spreader)	MDRRMO	January	December	1 unit	5% CF		1,400.00		1,400.000				
1000-16-11	IMT Vest	MDRRMO	January	December	50 pairs	5% CF		32.50		32.500				
1000-16-12	Kendricks Extrication Device (KEDS)	MDRRMO	January	December	1 unit	5% CF		9.00		9.000				



# CY 2019 Annual Investment Program (AIP)

By Program / Project / Activity by Sector

As of October 2018

## PANIQUI, TARLAC

AIP REF CODE	PROGRAM/PROJECT/ACTIVITY DESCRIPTION	IMPLEMENTING OFFICE/ DEPARTMENT	SCHEDULE		EXPECTED OUTPUT	FUNDING SOURCE	AMOUNT (in thousand pesos)				Amount of Climate Change Expenditure (in thousand pesos)		CC Typology Code
			START	END			Person of Services	Maintenance & Other Operating Expenses	Capital Outlay	Total	Climate Change Adaptation	Climate Change Mitigation	
1000-16-13	Manila Rope	MDRRMO	January	December	100 meters	5% CF		20.00		20.000			
1000-16-14	Medicine Cabinet for Rescue Truck	MDRRMO	January	December	1 set	5% CF		14.85		14.850			
1000-16-15	Oxygen Tank with regulator and mask	MDRRMO	January	December	1 set	5% CF		10.00		10.000			
1000-16-16	Scoop	MDRRMO	January	December	1 unit	5% CF		15.00		15.000			
1000-16-17	Stretcher for EMS Van	MDRRMO	January	December	1 unit	5% CF		35.00		35.000			
1000-16-18	Tactical (Upper/Lower Uniform)	MDRRMO	January	December	11 pieces	5% CF		17.60		17.600			
1000-16-19	Tactical shorts	MDRRMO	January	December	11 pairs	5% CF		5.50		5.500			
1000-16-20	Traffic Cone	MDRRMO	January	December	5 pieces	5% CF		12.50		12.500			
1000-16-21	Cross Band Repeater System with built in Power Supply	PNP	January	December	1 unit	5% CF		190.00		190.000			
1000-16-22	Portable radio	PNP	January	December	10 units	5% CF		40.00		40.000			
1000-16-23	Advocacy Campaign	PNP/RHU	January	December	Community Awareness	POPS/MADAC		70.00		70.000			
1000-16-24	IEC Campaign	PNP/RHU	July	June	Community Awareness	POPS/MADAC		203.00		203.000			
1000-16-25	Gasoline/Oil/Fuel Expenses	MO	January	December	25 liters/week	POPS/MADAC		1,500.00		1,500.000			
1000-16-26	Repairs and Maintenance Expenses (Motor Vehicles)	MO	January	December	Sustainable Operation	POPS		350.00		350.000			
1000-16-27	Electricity Expenses (PNP Building)	MO	January	December	Electricity Expenses	POPS		-		-			
1000-16-28	Katarungan Pambarangay	MO	January	December	Additional operation cost for Brgys	GF		50.00		50.000			
1000-16-29	Installation of Street Lighting System	MO	January	December	Street Lighting System	POPS		-		-			
1000-16-30	Maintenance of Street Lights at identified crime-prone areas	MO	January	December	Crime Prevention	POPS		682.00		682.000			
1000-16-31	Construction of three (3) Police Community Precint - Brgy. Cabayaoasan - Brgy. Balaoang - Brgy. Estacion	MSWDO	January	December	Crime Prevention	POPS/MADAC			1,500.00	1,500.000			
<b>SUB-TOTAL :</b>										<b>2,262.450</b>			

<b>General Fund:</b>	<b>97,138.78</b>
<b>POPS:</b>	<b>4,500.00</b>
<b>GAD:</b>	<b>2,000.00</b>
<b>Unfunded:</b>	<b>14,573.67</b>
<b>TOTAL:</b>	<b>118,212.44</b>

Prepared By:

**VLADIMIR L. SANTILLAN**

Municipal Planning and Development Coordinator

Date:

Attested by:

**BETTY A. SAGABAEN**

Municipal Budget Officer

Date:

**HON. LEONARDO M. ROXAS**

Municipal Mayor

Date:



## CY 2019 Annual Investment Program (AIP)

By Program / Project / Activity by Sector

As of October 2018

### PANIQUI, TARLAC

AIP REF CODE	PROGRAM/PROJECT/ACTIVITY DESCRIPTION	IMPLEM OFFICE/ DEPT	SCHEDULE		EXPECTED OUTPUT	FUNDING SOURCE	AMOUNT (in thousand pesos)				Amount of Climate Change Expenditure (in thousand pesos)		CC Typology Code
			START	END			Person of Services	Maintenance & Other Operating Expenses	Capital Outlay	Total	Climate Change Adaptation	Climate Change Mitigation	
2000	<b>SOCIAL SERVICES SECTOR</b>												
2000-1	<u>PUBLIC EDUCATION SERVICES</u>												
2000-1-1	Construction of School Buildings (Lot Titling)	LGU/DepEd	Jan	Dec	Public Schools	Nat/Reg/Pro			10,000.000	10,000.000			
2000-1-2	Purchase of Lot for Construction of New High School Building	LGU/DepEd	Jan	Dec	Public Schools								
	<b>Special Education Fund</b>												
	Sports Development												
2000-1-3	Balaoang HS, Ventinilla HS & ECVHS (Php 75,000.00 each)	LSB	Jun	Mar	Sports Activities	SEF							
2000-1-4	Paniqui North Central School	LSB	Jun	Mar	Sports Activities	SEF							
2000-1-5	Paniqui South Central School	LSB	Jun	Mar	Sports Activities	SEF							
	LSB Teacher												
2000-1-6	Paniqui North Central School - Balaoang Annex ES	LSB	Jun	Mar	1 Elementary Teacher	SEF							
2000-1-7	Paniqui South Central School - Rang-ayan ES	LSB	Jun	Mar	1 Elementary Teacher	SEF							
	Operation and Maintenance	LSB	Jun	Mar	Maintained Classrooms	SEF							
2000-1-8	Paniqui North Central School - Php 1,127,500.00												
2000-1-9	Paniqui South Central School - Php 1,127,500.00												
	<b>SUB-TOTAL :</b>									<b>13,100.000</b>			
2000-2	<u>SOCIAL &amp; WELFARE DEVELOPMENT</u>												
	<b>1. Assistance to Socially Disadvantaged Families</b>												
2000-2-1	A. Provision of Financial Assistance to socially disadvantaged families (A	MSWDO	Jan	Dec	1,300 Indigent Families	GAD		4,000.000		4,000.000			
2000-2-2	B. Provision of Medicare (Philhealth Para sa Masa)	MSWDO	Jan	Dec	500 Beneficiaries	GAD		2,000.000		2,000.000			
2000-2-4	C. Provision of Financial Assistance for "Balik Probinsya Program"	MSWDO	Jan	Dec	15 Beneficiaries	GAD		20.000		20.000			
2000-2-5	D. Provision of Medical & Financial Assistance to Repatriated OFWs	MSWDO	Jan	Dec	10 Beneficiaries	GAD		20.000		20.000			
	<b>SUB-TOTAL :</b>									<b>6,040.000</b>			



## CY 2019 Annual Investment Program (AIP)

By Program / Project / Activity by Sector

As of October 2018

### PANIQUI, TARLAC

AIP REF CODE	PROGRAM/PROJECT/ACTIVITY DESCRIPTION	IMPLEM OFFICE/ DEPT	SCHEDULE		EXPECTED OUTPUT	FUNDING SOURCE	AMOUNT (in thousand pesos)				Amount of Climate Change Expenditure (in thousand pesos)		CC Typology Code
			START	END			Person of Services	Maintenance & Other Operating Expenses	Capital Outlay	Total	Climate Change Adaptation	Climate Change Mitigation	
<b>2. Disability Prevention &amp; Rehabilitation of Disabled Person</b>													
2000-2-6	A. Provision of Financial/Medical Assistance to needy PWDs	MSWDO	Jan	Dec	120 Beneficiaries	DAP		200.000		200.000			
2000-2-7	B. Prov. of Assistive Devices to needy PWDs (Wheelchairs, Crutches &	MSWDO	May	Dec	30 Beneficiaries	DAP		350.000		350.000			
2000-2-8	C. Granting of Educational Assistance to PWDs (Elem., H.S. & College)	MSWDO	July	July	50 Members	DAP		200.000		200.000			
2000-2-9	D. Hanging of Streamers during NDPR Week	MSWDO	July	July	3 Beneficiaries	DAP		50.000		50.000			
2000-2-10	E. Provision of Uniforms to 5 Municipal Officers and 35 PWD (ADAP) Le	MSWDO	April	April	35 Beneficiaries	DAP		20.000		20.000			
2000-2-11	F. Prov. of Transportation allowances of 35 (ADAP) Presidents for their	MSWDO	Jan	Dec	35 Beneficiaries	DAP		420.000		420.000			
2000-2-12	G. Provision of Snacks and Lunch during monthly meeting of 5 Officers a	MSWDO	Jan	Dec	40 Beneficiaries	DAP		18.000		18.000			
2000-2-13	H. Conduct of Municipal Disability Prevention and Rehabilitation Week (M	MSWDO	July	July	200 Beneficiaries	DAP		50.000		50.000			
2000-2-14	I. Participation to the Provincial & Regional NDPR Week Celebration	MSWDO	July	July	40 Beneficiaries	DAP		10.000		10.000			
2000-2-15	J. Conduct of Persons With Disability Camp	MSWDO	May	May	70 Beneficiaries	DAP		80.000		80.000			
2000-2-17	K. Provision of IDs & Purchase booklets for Meds & Commodities for PW	MSWDO	Jan	Dec	Beneficiaries	DAP		40.000		40.000			
2000-2-18	L. Conduct of PWD General Assembly/ADAPP Foundation Day	MSWDO	Mar	July	150 Beneficiaries	DAP		60.000		60.000			
2000-2-19	M. Conduct of Search for Nataatanging PWD Awards	MSWDO	July	July	20 Beneficiaries	DAP		30.000		30.000			
2000-2-20	N. Provision of Transpo. allow. for PWD Officers (Seminars, Prov/Reg/Na	MSWDO	Jan	Dec	35 Beneficiaries	DAP		10.000		10.000			
2000-2-21	O. Conduct of International Day of PWDs	MSWDO	Dec	Dec	200 Beneficiaries	DAP		50.000		50.000			
2000-2-22	P. Office Supplies for PDAO	MSWDO	Jan	Dec	20 Personnel	DAP		25.000		25.000			
2000-2-24	Q. Provision of Livelihood for PWDs	MSWDO	July	July	100 Beneficiary	DAP		150.000		150.000			
<b>SUB-TOTAL :</b>										<b>1,763.000</b>			
<b>3. Welfare Program for Senior Citizens</b>													
2000-2-25	A. Conduct of Team Building for all 35 Chapter Pres. & Sec.	P/MSWDO	Feb	April	36 Beneficiaries	SC		50.000		50.000			
2000-2-26	B. Maintenance for the Aircondition of OSCA Office	MSWDO	Jan	Dec	2 Maintained AC	SC		6.000		6.000			
2000-2-27	C. Purchase Booklets, IDs & Office Supplies	MSWDO	Oct	Oct	1,500 Beneficiaries	SC		110.000		110.000			
2000-2-28	D. Conduct of Annual Program Review and Evaluation Workshop (PRE	MSWDO	Oct	Oct	500 Beneficiaries	SC		80.000		80.000			
2000-2-29	E. Prov. of Transportation allowances of 35 SC President and OSCA Se	MSWDO	Oct	Oct	36 Beneficiaries	SC		420.000		420.000			
2000-2-30	F. Conduct of Municipal Elderly Week Celebration	MSWDO	Jan	Dec	500 Beneficiaries	SC		75.000		75.000			
2000-2-31	G. Participation to Reg./Prov. Elderly Week Celebration	MSWDO	April	April	60 Beneficiary	SC		25.000		25.000			
2000-2-32	H. Conduct of Search for Ulirang Nakatatanda Awards	MSWDO	Jan	Dec	35 Beneficiary	SC		35.000		35.000			



## CY 2019 Annual Investment Program (AIP)

By Program / Project / Activity by Sector

As of October 2018

### PANIQUI, TARLAC

AIP REF CODE	PROGRAM/PROJECT/ACTIVITY DESCRIPTION	IMPLEM OFFICE/ DEPT	SCHEDULE		EXPECTED OUTPUT	FUNDING SOURCE	AMOUNT (in thousand pesos)				Amount of Climate Change Expenditure (in thousand pesos)		CC Typology Code
			STAR T	END			Person of Services	Maintenance & Other Operating Expenses	Capital Outlay	Total	Climate Change Adaptation	Climate Change Mitigation	
2000-2-33	I. Prov. of Financial Assistance to the bereaved families of SCs	MSWDO	Oct	Oct	75 Streamers	SC		150.000		150.000			
2000-2-34	J. Prov. of Medical & Financial Assistance to the needy SCs	MSWDO	Jan	Dec	75 Beneficiaries	SC		150.000		150.000			
2000-2-34	K. Prov. of Uniforms to Senior Citizen Presidents and OSCA Secretary	MSWDO	Jan	Dec	36 Beneficiaries	SC		20.000		20.000			
2000-2-35	L. Prov. of Honorarium to the OSCA Head	MSWDO	Jan	Dec	1 Beneficiary	SC		120.000		120.000			
2000-2-36	M. Prov. of Streamers for the Celebration of Elderly Week	MSWDO	Jan	Dec	3 Beneficiaries	SC		5.000		5.000			
2000-2-37	M. Funds in SCs Attending Seminar/Trainings	MSWDO	Dec	Dec	5 Beneficiaries	SC		10.000		10.000			
2000-2-38	O. Meals/Snacks during quarterly pay out to Social Pensioners	MSWDO	Dec	Dec	10 Workers	SC		50.000		50.000			
	<b>4. Care, Protection &amp; Rehabilitation of Children</b>												
2000-2-39	A. Provision of Books for 40 Child Development Centers	MSWDO	June	July	1,750 DC Enrollees	LCPC		350.000		350.000			
2000-2-40	B. Conduct of Municipal Children's Congress	MSWDO	Nov	Nov	500 Beneficiaries	LCPC		80.000		80.000			
2000-2-41	C. Participation to the Provincial & Regional Childrens Congress	MSWDO	Oct	Oct	50 Beneficiaries	LCPC		30.000		30.000			
2000-2-42	D. Provision of Program Materials for 39 Day Care Centers (Six Tools)	MSWDO	Apr	June	1,750 DC Children	LCPC		80.000		80.000			
2000-2-43	E. Conduct of Moving Up Ceremonies for Day Care Children	MSWDO	March	March	1,750 DC Children	LCPC		40.000		40.000			
2000-2-44	F. Cond. Of Training on Parents effectiveness Service for DCWs	MSWDO	June	June	40 Beneficiaries	LCPC		40.000		40.000			
2000-2-45	G. Cond. of Qrtly Mtg. of Local Council for the Protection of Children	LGU/DILG	Jan	Dec	35 Beneficiaries	LCPC		20.000		20.000			
2000-2-46	H. Cond. of Qrtly Mtg. of Brgy Council for the Protection of Children	LGU/DILG	Jan	Dec	35 Beneficiaries	LCPC		20.000		20.000			
2000-2-47	I. Provision of Streamers during Child Dev't Workers Week	MSWDO	June	June	2 Streamers	LCPC		5.000		5.000			
2000-2-48	J. Provision of Streamers during Childrens Month Celebration	MSWDO	Oct	Oct	3 Streamers	LCPC		5.000		5.000			
	<b>5. Care, Protection &amp; Rehabilitation of Youth</b>												
2000-2-51	A. Provision of LGU counterpart to CICLs referred in the RRCY	MSWDO	Jan	Dec	3 Beneficiaries	GAD		30.000		30.000			
2000-2-52	B. Provision of Scholarship Grant for High School & Coll (OSY & CICLs)	MSWDO	June	Dec	300 Beneficiaries	GAD		1,360.000		1,360.000			
2000-2-53	C. Conduct of Organization of PYA in 35 Brgys.	MSWDO	Jan	Dec	1,050 Beneficiaries	GAD		10.000		10.000			
2000-2-54	D. Provision of food for the Particiaption in Reg'l. & Prov'l Assembly of P	MSWDO	Jan	Dec	40 members	GAD		40.000		40.000			
2000-2-55	E. Unlad Kabataan Program Summer Youth Camp	MSWDO	March	March	400 members	GAD		250.000		250.000			
2000-2-56	F. Provision of Livelihood to OSYs & SK Federation	MSWDO	Jan	Dec	200 Beneficiaries	GAD		300.000		300.000			
2000-2-57	G. Conduct of Color fun to PYAP Organized & SK Federation	MSWDO	March	March	300 Beneficiaries	GAD		75.000		75.000			



## CY 2019 Annual Investment Program (AIP)

By Program / Project / Activity by Sector

As of October 2018

### PANIQUI, TARLAC

AIP REF CODE	PROGRAM/PROJECT/ACTIVITY DESCRIPTION	IMPLEM OFFICE/ DEPT	SCHEDULE		EXPECTED OUTPUT	FUNDING SOURCE	AMOUNT (in thousand pesos)				Amount of Climate Change Expenditure (in thousand pesos)		CC Typology Code
			STAR T	END			Person of Services	Maintenance & Other Operating Expenses	Capital Outlay	Total	Climate Change Adaptation	Climate Change Mitigation	
2000-2-58	H. Snacks & meals during monthly meeting of Officers & 35 PYAP Pres	MSWDO	Jan	Dec	35 Beneficiaries	GAD		30.000		30.000			
2000-2-60	I. Uniforms to Officers and 35 PYAP Presidents	MSWDO	March	March	35 Beneficiaries	GAD		20.000		20.000			
2000-2-61	J. Conduct of PREW on Youth Programs	MSWDO	Dec	Dec	350 Beneficiaries	GAD		150.000		150.000			
<b>SUB-TOTAL :</b>										<b>4,241.000</b>			
2000-4	<b>GENDER AND DEVELOPMENT</b>												
	<b>1. Protection for the Welfare of Socially Disadvantaged Women</b>												
2000-4-1	A. Provision of Financial Assistance to Abused Women	MSWDO	Jan	Dec	20 Beneficiaries	GAD		50.000		50.000			
2000-4-2	B. Conduct of Municipal Women's Congress	LGU/POPCOM	Jan	Dec	350 Practitioners	GAD		350.000		350.000			
2000-4-3	C. Participation to Provincial Women's Month Celebration	MSWDO	March	March	70 Beneficiaries	GAD		10.000		10.000			
2000-4-5	D. Participation to the Regional and Provincial Assembly of Day Care W	MSWDO	June	June	40 Beneficiaries	GAD		20.000		20.000			
2000-4-6	E. Provision of meals and snacks during monthly meeting of Solo Parent	MSWDO	Oct	Oct	35 Participants	GAD		40.000		40.000			
2000-4-7	F. Provision of Educational Assistance to children of Solo Parents	MSWDO	Jan	Dec	35 Beneficiaries	GAD		100.000		100.000			
2000-4-8	G. Provision of Philhealth Cards to Solo Parents and Pregnant Women	MSWDO	Jan	Dec	120 Beneficiaries	GAD		120.000		120.000			
2000-4-9	H. Provision of Skills Training and Livelihood to Solo Parents and Organi	MSWDO	Jan	Dec	175 Beneficiaries	GAD		100.000		100.000			
2000-4-10	I. Conduct of PREW on Women Programs	MSWDO			350 Participants	GAD		150.000		150.000			
2000-4-10	J. (Sports, Athletics and Cultural expenses) Participation of Women and Girl-Children in Skills and Talent Contest, Competitive and Non-Competitive sports especially in local events, District/Cluster Meets, including Delegation	MSWDO			Org. of Local Sports and Cultural Events	LCPC /		1,000.000		1,000.000			
2000-4-14	<b>2. Provision of Honorarium to 40 Day Care Workers</b>	MSWDO	Jan	Dec	40 Day Care Workers	GAD		2,880.000		2,880.000			
	<b>3. Manpower Development Program</b>												
2000-4-15	A. Capability building seminars/training for all Personnel	HRMO	Jan	Dec	2 seminar/trainings	GAD		500.000		500.000			
	B. Conduct of Physical and Mental Fitness Program for Municipal Emplo	HRMO						50.000		50.000			
2000-4-18	C. Anti-Red Tape Act Implementation	HRMO	Jan	Dec	Agency's Citizen's Charter	GAD		100.000		100.000			
	C.1 Fabrication of billboards & tarpaulin												
	C.2 Complaints and Feedback Mechanism Desk												
2000-4-19	D. Job Fair	HRMO	May	Nov	500 jobseekers	GAD		200.000		200.000			
2000-4-20	E. Livelihood and Entrepreneurial training courses/seminars and technica	HRMO	May	Nov	Regular Employees	GAD		100.000		100.000			
<b>SUB-TOTAL :</b>										<b>5,770.000</b>			



## CY 2019 Annual Investment Program (AIP)

By Program / Project / Activity by Sector

As of October 2018

### PANIQUI, TARLAC

AIP REF CODE	PROGRAM/PROJECT/ACTIVITY DESCRIPTION	IMPLEM OFFICE/ DEPT	SCHEDULE		EXPECTED OUTPUT	FUNDING SOURCE	AMOUNT (in thousand pesos)				Amount of Climate Change Expenditure (in thousand pesos)		CC Typology Code	
			START	END			Person of Services	Maintenance & Other Operating Expenses	Capital Outlay	Total	Climate Change Adaptation	Climate Change Mitigation		
<b>4. IMPLEMENTATION OF PANTAWID PAMILYANG PILIPINO PROGRAM</b>														
2000-4-21	A. Purchase of Office Supplies & Eqpmt. for Program Implementation	MSWDO	Jan	Dec	Office Supplies & Equip.	GAD		60.000			60.000			
2000-4-22	B. Conduct of Municipal Action Team Meeting for School Heads, Brgy. C	MSWDO	Jan	Dec	Monthly Mtg.	GAD		40.000			40.000			
2000-4-23	C. Conduct of Different Trainings/Seminars/Orientation/Meeting	MSWDO	Jan	Dec	50 Beneficiaries	GAD		50.000			50.000			
2000-4-24	D. Conduct of Search for Best Group, Huwarang Pamilya, Exemplary Ch	MSWDO	June	July	33 Beneficiaries	GAD		40.000			40.000			
2000-4-25	E. Maintenance of Office Equipments	MSWDO	Jan	Dec	Maintained Office Eqpmts.	GAD		10.000			10.000			
2000-4-26	F. Conduct of Team Building for Parent Leaders and Youth Leaders	MSWDO	Dec	Dec	90 Beneficiaries	GAD		30.000			30.000			
2000-4-27	G. Conduct of Municipal Inter-Agency Committee Meeting	MSWDO	Jan	Dec	120 Beneficiaries	GAD		30.000			30.000			
2000-4-28	H. Provision of Food during Pay-out	MSWDO	Jan	Dec	15 Beneficiaries	GAD		50.000			50.000			
<b>SUB-TOTAL :</b>											<b>310.000</b>			
2000-5	<b>SOCIAL &amp; WELFARE DEVELOPMENT SERVICE</b>													
<b>1. Manpower and Office Operating Expenses</b>														
2000-5-1	Salaries and Wages	MSWDO	Jan	Dec	4 Personnels	GF	1,310.316				1,310.316			
2000-5-2	Allowances (PERA,Representation/Transportation,Clothing)	MSWDO	Jan	Dec	4 Personnels	GF	282.000				282.000			
2000-5-3	Insurance Cont. (Life/Retire.,Pag-ibig,Philhealth,ECC,Hazard)	MSWDO	Jan	Dec	4 Personnels	GF	405.827				405.827			
2000-5-4	Leave Benefits and Bonuses	MSWDO	Jan	Dec	4 Personnels	GF	92.623				92.623			
2000-5-5	Subsistence, Laundry and Quarter Allowance	MSWDO	Jan	Dec			18.000				18.000			
2000-5-6	Office Expenses (Supplies,Telephone, Fuel, Etc.)	MSWDO	Jan	Dec	Operating Expenses	GF		207.158			207.158			
2000-5-7	Trainings/Scholarship and Travel Expenses	MSWDO	Jan	Dec	4 Personnels	GF		80.000			80.000			
2000-5-8	Repairs and Maintenance Expenses (Office Equip.)	MSWDO	Jan	Dec	Repair of Office Equipmts.	GF		12.000			12.000			
2000-5-9	Repairs and Maintenance Expenses (Motor Vehicle)	MSWDO	Jan	Dec	Repair of Motor Vehicle	GF		100.000			100.000			
2000-5-10	Other MOOE(Day Care Workers Allowance, 4Ps, Cultural & Athletic)	MSWDO	Jan	Dec	Day Care Workers Allowance	GF		4,190.000			4,190.000			
2000-5-11	Office Equipment	MSWDO	Jan	Dec	Needed Machinerics	GF			100.000		100.000			
<b>SUB-TOTAL :</b>											<b>6,797.924</b>			
2000-6	<b>HEALTH SERVICES</b>													
<b>1. Programs and Social services</b>														
2000-6-1	Expanded Program of Immunization	RHU / DOH			3,500 immunized mothers & children (RHU I)	GF		50.000			50.000			



## CY 2019 Annual Investment Program (AIP)

By Program / Project / Activity by Sector

As of October 2018

### PANIQUI, TARLAC

AIP REF CODE	PROGRAM/PROJECT/ACTIVITY DESCRIPTION	IMPLEM OFFICE/ DEPT	SCHEDULE		EXPECTED OUTPUT	FUNDING SOURCE	AMOUNT (in thousand pesos)				Amount of Climate Change Expenditure (in thousand pesos)		CC Typology Code
			STAR T	END			Person of Services	Maintenance & Other Operating Expenses	Capital Outlay	Total	Climate Change Adaptation	Climate Change Mitigation	
2000-6-2	Vaccines: BCG, DPT, Measles, Oral Polio, Hepatitis B - Fully Immunized Child (0-9 months)	RHU / DOH	Jan	Dec	463 acceptors (RHU II) 2, 150 infants	GF		25.000		25.000			
2000-6-3	Newborn Screening	RHU	Jan	Dec	1, 750 newborn babies (RHU I)	GF		200.000		200.000			
2000-6-4	Tetanus Toxoid	RHU	Jan	Dec	newborn babies (RHU II)	GF							
2000-6-5	- Fully Immunized Mother	RHU	Jan	Dec	2, 150 mothers	GF		10.00		10.000			
	<i>Control of Diarrheal Diseases</i>	RHU	Jan	Dec									
2000-6-6	- Diarrheal cases will be given Oresol	RHU	Jan	Dec	3, 268 cases (RHU I)	GF		5.000		5.000			
	- Diarrheal cases will be given Oresol	RHU	Jan	Dec	1, 000 cases (RHU II)	GF							
	<i>Maternal Care</i>												
2000-6-6	- Prenatal cases will have prenatal check up	RHU	Jan	Dec	1,750 pregnant women (RHU I)	GAD		25.000		25.000			
2000-6-6	- Prenatal cases will have prenatal check up	RHU	Jan	Dec	463 pregnant women (RHU II)	GAD							
	<i>Family Planning</i>	RHU	Jan	Dec									
	- Current user will be served	RHU	Jan	Dec	9,922 acceptors (RHU I)	GF		25.000		25.000			
	<i>Vitamin A Deficiency Program</i>	RHU / DOH	Jan	Dec	2, 458 women (RHU II)								
2000-6-8	- Post-partum women will be given Vitamin A		Jan	Dec	1,750 women (RHU I)	DOH							
			Jan	Dec	463 women (RHU II)	DOH							
	- 6- 59 months old will be given Vitamin A		Jan	Dec	9,781 children (RHU I)	DOH							
	- 6- 71 months old will be given Vitamin A		Jan	Dec	2,300 children (RHU II)	DOH							
	<i>Iron Deficiency Program</i>	RHU	Jan	Dec									
	- Prenatal women will be given FeSO4		Jan	Dec	1,750 women (RHU I)	DOH		25.000		25.000			
			Jan	Dec	463 women (RHU II)	DOH							
	- Post-partum women will be given FeSO4		Jan	Dec	1,750 women (RHU I)	DOH		25.000		25.000			
	- Post-partum women will be given FeSO4		Jan	Dec	463 women (RHU II)	DOH							
	- Underweight & severely underweight pre-schoolers will be given FeSO4		Jan	Dec	952 pre-schoolers (RHU I)	DOH		25.000		25.000			
			Jan	Dec	457 women (RHU II)	DOH							
	<i>National Tuberculosis Program</i>	RHU / DOH	Jan	Dec	234 patients (RHU I)	DOH		25.000		25.000			



## CY 2019 Annual Investment Program (AIP)

By Program / Project / Activity by Sector

As of October 2018

### PANIQUI, TARLAC

AIP REF CODE	PROGRAM/PROJECT/ACTIVITY DESCRIPTION	IMPLEM OFFICE/ DEPT	SCHEDULE		EXPECTED OUTPUT	FUNDING SOURCE	AMOUNT (in thousand pesos)				Amount of Climate Change Expenditure (in thousand pesos)		CC Typology Code
			STAR T	END			Person of Services	Maintenance & Other Operating Expenses	Capital Outlay	Total	Climate Change Adaptation	Climate Change Mitigation	
2000-6-9	- TB symptomatic will be examined	RHU / LGU			1, 695 patients (RHU II)	GF							
2000-6-10	- Sputum (+)pt. will undergo treatment		Jan	Dec	105 patients (RHU I)	GAD							
	- Procurement of supplies (chemical)		Jan	Dec	63 patients (RHU II)	GAD							
	- Procurement of supplies		Jan	Dec	Supplies (RHU I)	GAD							
	<i>Medical Care</i>												
2000-6-11	- Patient will undergo treatment/medication	RHU / LGU	Jan	Dec	all ages (RHU I)	DOH		6,486.482		6,486.482			
2000-6-11	- Patient will undergo treatment/medication		Jan	Dec	all ages (RHU II)	DOH		1,600.000		1,600.000			
	<i>Pre-Disaster and Post Disaster Supplies</i>												
2000-6-12	- Provision of medical care during disaster	RHU / LGU	Jan	Dec	all ages (RHU I)	DOH		506.261		506.261			
	<i>Wireless Access for Health</i>												
2000-6-13	- Subscription fee for Wireless Access for Health	RHU Dentist	Jan	Dec	WAH (RHU I)	DOH		30.000		30.000			
2000-6-14			Jan	Dec	WAH (RHU II)	DOH		12.000		12.000			
	<i>Dental Care</i>												
2000-6-15	- Oral Examination	RHU Dentist	Jan	Dec	all ages (RHU II)	GF							
2000-6-15	- Flouride Varnish Application	RHU Dentist	Jan	Dec	12-71 months old (RHU II)	GF		40.000		40.000			
2000-6-15	- Sealant	RHU Dentist	Jan	Dec	Children 3-6 years old (RHU II)	GF							
2000-6-15	- Tooth restoration-Atraumatic Restorative Treatment (ART)	RHU Dentist	Jan	Dec	12-71 months old (RHU II)	GF							
2000-6-16	- Tooth Brushing & Mouth Rinsing	RHU Dentist	June	March	Children 12-71 mos. (RHU I)	GF		10.000		10.000			
2000-6-16	- Tooth Brushing & Mouth Rinsing	RHU Dentist	June	March	Children 12-71 mos. (RHU II)	GF		20.000		20.000			
					Youth and Adolescent 10-24 y/o (RHU I)	GF		50.000		50.000			
2000-6-17		RHU Dentist	June	March	10, 868 Children 12-71 mos. (RHU I)	GAD							
		RHU Dentist	June	March	DC pupils-10 Western Brgys. (RHU II)	GF							
	- Oral Prophylaxis / Examination	RHU / LGU	Jan	Dec	Children 12-71 months / Pregnant women	GF							
	- Tooth Extraction	RHU Dentist	Jan	Dec	Children 12-7 mos./SC/Pregnant women	GF							
	- Health Promotions & Education on Oral Health Hygiene	RHU / LGU			Health Events-Children 12-71 months / Pregnant women	GF							



## CY 2019 Annual Investment Program (AIP)

By Program / Project / Activity by Sector

As of October 2018

### PANIQUI, TARLAC

AIP REF CODE	PROGRAM/PROJECT/ACTIVITY DESCRIPTION	IMPLEM OFFICE/ DEPT	SCHEDULE		EXPECTED OUTPUT	FUNDING SOURCE	AMOUNT (in thousand pesos)				Amount of Climate Change Expenditure (in thousand pesos)		CC Typology Code
			START	END			Person of Services	Maintenance & Other Operating Expenses	Capital Outlay	Total	Climate Change Adaptation	Climate Change Mitigation	
2000-6-18	Laboratory (CBC, Urinalysis, Stool Exam, Sputum microscopy)	RHU / LGU	Jan	Dec	Laboratory Services (RHU I)	GAD		60.000		60.000			
2000-6-19	Laboratory (CBC, Urinalysis, Stool Exam, Sputum microscopy)	RHU / LGU	Jan	Dec	Laboratory Services (RHU II)	GAD		50.000		50.000			
	Other Programs												
	National Voluntary Blood Services Program												
2000-6-20	- Blood Letting	RHU / LGU	Jan	Dec	Blood Donors (RHU I)	GAD		500.261		500.261			
2000-6-21	Circumcision (Operation Tuli)		April	April	Uncircumcised boys 10 y/o & above (RHU I)	GAD		75.000		75.000			
2000-6-22	Circumcision (Operation Tuli)		April	April	Uncircumcised boys (RHU II)	GAD		68.000		68.000			
	CARI (Control of Acute Respiratory Infection)												
2000-6-23	- Community awareness (prevention & diagnosis)	RHU / LGU	Jan	Dec	All ages (RHU I)								
2000-6-24	Renal Disease Control Prog (Targeted age group will be subjected to urinal	RHU	June	July	Targetted age group (RHU I)	GF		50.000		50.000			
2000-6-25	Renal Disease Control Prog (Targeted age group will be subjected to urinal	RHU	June	July	Targetted age group (RHU II)	GF		10.000		10.000			
2000-6-26	- Malaria Control Program	RHU / LGU	Jan	Dec	Procurement of supplies (RHU I)	GF		50.000		50.000			
2000-6-27	- Dengue Control Program	RHU / LGU	Jan	Dec	Proc. of chem'l. & supp. (RHU I)	GF		300.000		300.000			
2000-6-28	- Dengue Control Program	RHU / LGU	Jan	Dec	Proc. of chem'l. & supp. (RHU II)	GF		10.000		10.000			
2000-6-29	- Rabies Control Program	RHU / LGU	Jan	Dec	Procurement of supplies (RHU I)	GF		150.000		150.000			
2000-6-29	- Rabies Control Program	RHU / LGU	Jan	Dec	Procurement of supplies (RHU II)	GF		50.000		50.000			
2000-6-30	<b>2. Advocacy campaign on HIV/AIDS</b>	RHU / LGU	Jan	Dec	Monitoring & Surveillance (RHU I)	GAD		200.000		200.000			
2000-6-31		RHU / LGU	Jan	Dec	Monitoring & Surveillance (RHU II)	GAD		10.000		10.000			
2000-6-32	<b>3. Health Events and Programs</b>	RHU / LGU	Jan	Dec	Health Act. w/in the year (RHU I)	GAD		175.000		175.000			
2000-6-33		RHU / LGU	Jan	Dec	Health Act. w/in the year (RHU II)	GAD		10.000		10.000			
	<b>4. Nutrition Program</b>	RHU / LGU	Jan	Dec	Mothers of 0-71 mos. Old								
2000-6-33	- Advocacy campaign	RHU / LGU	Jan	Dec	Targetted age group (RHU I)	GF		25.000		25.000			
2000-6-33	- Food Supplementation	RHU / LGU	Jan	Dec	686 preschoolers								
2000-6-34	- Cook Fest, A1 Child	RHU / LGU	Jan	Dec	Mothers & their children (0-71 mos) (RHU I)	GAD		60.000		60.000			
2000-6-35	- Honoraria for Brgy. Nutrition Scholars	RHU / LGU	Jan	Dec	Formulated 35 Brgy. Nutrition Plan (RHU I)	GAD		10.000		10.000			



## CY 2019 Annual Investment Program (AIP)

By Program / Project / Activity by Sector

As of October 2018

### PANIQUI, TARLAC

AIP REF CODE	PROGRAM/PROJECT/ACTIVITY DESCRIPTION	IMPLEM OFFICE/ DEPT	SCHEDULE		EXPECTED OUTPUT	FUNDING SOURCE	AMOUNT (in thousand pesos)				Amount of Climate Change Expenditure (in thousand pesos)		CC Typology Code
			START	END			Person of Services	Maintenance & Other Operating Expenses	Capital Outlay	Total	Climate Change Adaptation	Climate Change Mitigation	
2000-6-36	<b>5. Honoraria for Medico-Legal cases</b>	RHU / LGU	Jan	Dec	Medico-legal cases	GAD		90.000		90.000			
2000-6-37	<b>6. Advocacy on Drug Abuse Prevention</b>	RHU / LGU	Jan	Dec	Monitoring & Surveillance (RHU I)	GF		150.000		150.000			
2000-6-38		RHU / LGU	Jan	Dec	Monitoring & Surveillance (RHU II)	GF		10.000		10.000			
2000-6-39	<b>7. Lifestyle Diseases</b>	RHU / LGU	Jan	Dec									
2000-6-40	- Hypertension	RHU / LGU	Jan	Dec	40 y/o old & above (RHU I)	GAD		100.000		100.000			
2000-6-40	- Hypertension	RHU / LGU	Jan	Dec	40 y/o old & above (RHU II)	GAD		9.000		9.000			
	- Diabetes Mellitus	RHU / LGU	Jan	Dec	25 y/o old & above (w/ family history) (RHU I)								
2000-6-41	<b>8. Delivery Room Eqpmts.</b>	RHU / LGU	Jan	Dec	Maternal Care Plan	GAD							
<b>SUB-TOTAL :</b>										<b>11,417.005</b>			
2000-7	<b>8. Manpower and Office Operating Expenses (RHU 1)</b>												
2000-7-1	Salaries and Wages	RHU / LGU	Jan	Dec	13 Personnels	GF	3,902.604			3,902.604			
2000-7-2	Allowances (PERA,Representation/Transportation,Clothing)	RHU / LGU	Jan	Dec	13 Personnels	GF	552.000			552.000			
2000-7-3	Insurance Cont. (Life/Retire.,Pag-ibig,Philhealth,ECC,Hazard)	RHU / LGU	Jan	Dec	13 Personnels	GF	1,290.584			1,290.584			
2000-7-4	Leave Benefits and Bonuses	RHU / LGU	Jan	Dec	13 Personnels	GF	286.731			286.731			
2000-7-5	Subsistence, Laundry and Quarter Allowance	RHU / LGU	Jan	Dec	Operating Expenses	GF	257.400			257.400			
2000-7-6	Honoraria- Medico Legal Service	RHU / LGU	Jan	Dec	Medico Legal Service		50.000			50.000			
2000-7-7	Office Expenses ( Supplies,Telephone, Fuel, Etc.)	RHU / LGU	Jan	Dec	Operating Expenses	GF		149.098		149.098			
2000-7-8	Trainings/Scholarship and Travel Expenses	RHU / LGU	Jan	Dec	13 Personnels	GF		350.000		350.000			
2000-7-9	Medical, Dental and Laboratory Supplies Expenses	RHU / LGU	Jan	Dec	Operating Expenses	GF		400.000		400.000			
2000-7-10	Drugs and Medicines Expenses	RHU / LGU	Jan	Dec	Drugs and Medicines	GF		6,086.482		6,086.482			
2000-7-11	Repairs & Maintenance- Office Equipment	RHU / LGU	Jan	Dec	Repair of Office Equip.	GF		30.000		30.000			
2000-7-12	Other MOOE	RHU / LGU	Jan	Dec	Operating Expenses	GF		-		-			
2000-7-13	Medical Equipment	RHU / LGU	Jan	Dec	Medical Equipment	GF			302.000	302.000			
2000-7-14	Motor Vehicle -Service Vehicle	RHU / LGU	Jan	Dec	Service Vehicle	GF			1,300.000	1,300.000			
<b>SUB-TOTAL :</b>										<b>14,956.899</b>			



## CY 2019 Annual Investment Program (AIP)

By Program / Project / Activity by Sector

As of October 2018

### PANIQUI, TARLAC

AIP REF CODE	PROGRAM/PROJECT/ACTIVITY DESCRIPTION	IMPLEM OFFICE/ DEPT	SCHEDULE		EXPECTED OUTPUT	FUNDING SOURCE	AMOUNT (in thousand pesos)				Amount of Climate Change Expenditure (in thousand pesos)		CC Typology Code
			STAR T	END			Person of Services	Maintenance & Other Operating Expenses	Capital Outlay	Total	Climate Change Adaptation	Climate Change Mitigation	
2000-8	<b>9. Manpower and Office Operating Expenses (RHU 2)</b>												
2000-8-1	Salaries and Wages	RHU / LGU	Jan	Dec	5 Personnels	GF	1,881.540				1,881.540		
2000-8-2	Allowances (PERA,Representation/Transportation,Clothing)	RHU / LGU	Jan	Dec	5 Personnels	GF	176.400				176.400		
2000-8-3	Insurance Cont. (Life/Retire.,Pag-ibig,Philhealth,ECC,Hazard)	RHU / LGU	Jan	Dec	5 Personnels	GF	607.571				607.571		
2000-8-4	Leave Benefits and Bonuses	RHU / LGU	Jan	Dec	5 Personnels	GF	125.564				125.564		
2000-8-5	Subsistence, Laundry and Quarter Allowance	RHU / LGU	Jan	Dec	Operating Expenses	GF	99.000				99.000		
2000-8-6	Honoraria- Medico Legal Service	RHU / LGU	Jan	Dec	Medico Legal Service	GF	50.000				50.000		
2000-8-7	Office Expenses ( Supplies,Telephone, Fuel, Etc.)	RHU / LGU	Jan	Dec	Operating Expenses	GF		184.000			184.000		
2000-8-8	Trainings/Scholarship and Travel Expenses	RHU / LGU	Jan	Dec	5 Personnels	GF		120.000			120.000		
2000-8-9	Medical, Dental and Laboratory Supplies Expenses	RHU / LGU	Jan	Dec	Operating Expenses	GF		121.250			121.250		
2000-8-10	Drugs and Medicines Expenses	RHU / LGU	Jan	Dec	Drugs and Medicines	GF		2,000.000			2,000.000		
2000-8-11	Other MOOE-Wages (9)	RHU / LGU	Jan	Dec	Wages	GF		199.200			199.200		
2000-8-12	Other Maintenance & Operating Expenses	RHU / LGU	Jan	Dec	Operating Expenses	GF		12.000			12.000		
2000-8-13	Repairs & Maintenance- Office Equipment	RHU / LGU	Jan	Dec	Repair of Office Equip.	GF		20.000			20.000		
2000-8-14	Repairs & Maintenance- Motor Vehicles	RHU / LGU	Jan	Dec	Repair of Motor Vehicles	GF		50.000			50.000		
2000-8-15	Repairs & Maintenance- Hospital & Health Centers	RHU / LGU	Jan	Dec	Repair of Health Centers	GF		50.000			50.000		
2000-8-16	Office Equipment	RHU / LGU	Jan	Dec	Office Equip.	GF			142.000		142.000		
2000-8-17	Motor Vehicle -Service Vehicle	RHU / LGU	Jan	Dec	Service Vehicle	GF			1,200.000		1,200.000		
					<b>SUB-TOTAL :</b>						<b>7,038.524</b>		
2000-9	<b>PANIQUI GENERAL HOSPITAL</b>												
2000-9-1	<b>1. Hospital System &amp; Medical Services Program</b>		Jan	Dec	Quality Clinical Services	GF		9,212.400			9,212.400		
	A. Nursing/Ward Section		Jan	Dec	4,320 patients								
	B. Emergency Care		Jan	Dec	5,400 ER patients								
	C. Outpatient Care		Jan	Dec	10,800 OPD patients								
	D. Animal Bite		Jan	Dec	1,800 Animal Bite patients								
	E. OR/NICU/Delivery Nursing Services		Jan	Dec	365 Surgical Cases								
	F. New born Screening		Jan	Dec	At least 10 New born Infants								
	G. Ancillary Services		Jan	Dec	10,000 Patients								



## CY 2019 Annual Investment Program (AIP)

By Program / Project / Activity by Sector

As of October 2018

### PANIQUI, TARLAC

AIP REF CODE	PROGRAM/PROJECT/ACTIVITY DESCRIPTION	IMPLEM OFFICE/ DEPT	SCHEDULE		EXPECTED OUTPUT	FUNDING SOURCE	AMOUNT (in thousand pesos)				Amount of Climate Change Expenditure (in thousand pesos)		CC Typology Code
			STAR T	END			Person of Services	Maintenance & Other Operating Expenses	Capital Outlay	Total	Climate Change Adaptation	Climate Change Mitigation	
2000-9-2	<b>2. Institutionalization &amp; operationalization of the Dietary Section</b>	PGH	Jan	Dec	8,640 patient meals served								
2000-9-3	<b>3. Institutionalization of the Pharmacy Section</b>	PGH	Jan	Dec	Complete prescriptions were served	GF		4,000.000		4,000.000			
	<b>4. Health Programs</b>	PGH	Jan	Dec									
2000-9-4	A. Medical and Surgical Missions	PGH	Jan	Dec	outreach programs	GAD		150.000		150.000			
	B. Maternal and Child Health	PGH	Jan	Dec									
	C. Animal Bite and Treatment Center	PGH	Jan	Dec	1,000 patients seen & treated								
	D. PT & Rehab Programs for SCs & PWDs	PGH	Jan	Dec	1,000 SCs & PWDs								
	E. DRRM Program	PGH	Jan	Dec	15 trained Hospital Staff								
	F. Red Cross - First Aid & Emergency Training	PGH	Jan	Dec	20 trained Hospital Staff								
	<b>5. Support to DOH/PhilHealth/LGU Programs</b>	PGH	Jan	Dec									
	A. Enrollment to Point of Care	PGH	Jan	Dec	300 Indigent Patients								
	B. Servicing of 4Ps, NHTS, SCs, Kasambahay	PGH	Jan	Dec	NBB Beneficiaries								
	C. Servicing of Patients with PhilHealth	PGH	Jan	Dec	PhilHealth Beneficiaries								
	<b>6. Upgrading of Hospital - Physical Infra &amp; Eqpmt.</b>	PGH	Jan	Dec									
2000-9-5	A. Purchase of other hospital eqpmt. & instruments	PGH	Jan	Dec	Medical Eqpmt. & Acc.	GF			3,000.000	3,000.000			
2000-9-6	B. Procurement of add'l. office eqpmt./furnitures/fixtures	PGH	Jan	Dec	Add'l. Medical Eqpmt. & Acc.	GF			200.000	200.000			
					<b>SUB-TOTAL :</b>					<b>16,562.400</b>			
2000-10	<b>7. Manpower and Office Operating Expenses (PGH)</b>												
2000-10-1	Salaries and Wages	PGH	Jan	Dec	8 Personnels	GF	2,579.268			2,579.268			
2000-10-2	Allowances (PERA,Representation/Transportation,Clothing)	PGH	Jan	Dec	8 Personnels	GF	360.000			360.000			
2000-10-3	Insurance Cont. (Life/Retire.,Pag-ibig,Philhealth,ECC,Hazard)	PGH	Jan	Dec	8 Personnels	GF	847.370			847.370			
2000-10-4	Leave Benefits and Bonuses	PGH	Jan	Dec	8 Personnels	GF	183.585			183.585			
2000-10-5	Subsistence, Laundry and Quarter Allowance	PGH	Jan	Dec	8 Personnels	GF	158.400			158.400			
2000-10-6	Advertising Expenses	PGH	Jan	Dec	Operating Expenses	GF		50.000		50.000			
2000-10-7	Printing and Binding Expenses	PGH	Jan	Dec	Operating Expenses	GF		30.000		30.000			



## CY 2019 Annual Investment Program (AIP)

By Program / Project / Activity by Sector

As of October 2018

### PANIQUI, TARLAC

AIP REF CODE	PROGRAM/PROJECT/ACTIVITY DESCRIPTION	IMPLEM OFFICE/ DEPT	SCHEDULE		EXPECTED OUTPUT	FUNDING SOURCE	AMOUNT (in thousand pesos)				Amount of Climate Change Expenditure (in thousand pesos)		CC Typology Code					
			STAR T	END			Person of Services	Maintenance & Other Operating Expenses	Capital Outlay	Total	Climate Change Adaptation	Climate Change Mitigation						
2000-10-8	Environment/Sanitary Expenses	PGH	Jan	Dec	Operating Expenses	GF		100.000			100.000							
2000-10-9	Repairs & Maintenance- Office Equipment	PGH	Jan	Dec	Repair of Office Equipmts.	GF		60.000			60.000							
2000-10-10	Repairs & Maintenance- IT Equipment and Software	PGH	Jan	Dec	Repair of IT Equipmts.	GF		20.000			20.000							
2000-10-11	Repairs & Maintenance- Hospital Equipment	PGH	Jan	Dec	Repair of Hosptl. Eqpmts.	GF		50.000			50.000							
2000-10-12	Repairs & Maint.-Other Machineries and Equipment	PGH	Jan	Dec	Repair of Other Eqpmts.	GF		50.000			50.000							
2000-10-13	Insurance Expenses	PGH	Jan	Dec	Insurance Expenses	GF		100.000			100.000							
2000-10-14	Telephone Expenses (Landline, Mobile,Internet)	PGH	Jan	Dec	Operating Expenses	GF		133.20			133.200							
2000-10-15	Gasoline, Oil Lubricant Expenses	PGH	Jan	Dec	Operating Expenses	GF		50.000			50.000							
2000-10-16	Electricity Expenses	PGH	Jan	Dec	Operating Expenses	GF		2,300.000			2,300.000							
2000-10-17	Trainings/Scholarship and Travel Expenses	PGH	Jan	Dec	8 Personnels	GF		190.000			190.000							
2000-10-18	Drugs and Medicines Expenses	PGH	Jan	Dec	Supplies Expenses	GF		4,000.000			4,000.000							
2000-10-19	Medical, Dental and Laboratory Supplies Expenses	PGH	Jan	Dec	Supplies Expenses	GF		2,000.000			2,000.000							
2000-10-20	Other Supplies Expenses	PGH	Jan	Dec	Operating Expenses	GF		150.000			150.000							
2000-10-21	Other Maintenance & Operating Expenses(Programs and Services)	PGH	Jan	Dec	Operating Expenses	GF					-							
2000-10-22	Other Maintenance & Operating Expenses (Wages-41)	PGH	Jan	Dec	48 JO	GF		10,732.400			10,732.400							
2000-10-23	Other Maintenance & Operating Expenses	PGH	Jan	Dec	Operating Expenses	GF		150.000			150.000							
2000-10-24	Office Supplies Expenses	PGH	Jan	Dec	Repair of Office Equipmts.	GF		200.000			200.000							
2000-10-25	Office Equipment	PGH	Jan	Dec	Repair of Office Equipmts.	GF			200.000		200.000							
2000-10-26	Medical, Dental and Laboratory Equipment	PGH	Jan	Dec	Needed Supplies	GF			3,000.000		3,000.000							
<b>SUB-TOTAL :</b>																		
2000-11	<b>HOUSING AND COMMUNITY DEVELOPMENT</b>																	
	<b>SOCIAL WELFARE CENTERS</b>																	
2000-11-1	Const of Multi-Purpose Hall for Social Welfare and Devt.	LGU	Jan	Dec	1 Multi-Pupose Hall	Unfunded		1,000.000			1,000.000							
2000-11-2	Establishment of Youth Rehabilitation Center	LGU	Jan	Dec	1 Youth Rehab Center	Unfunded		1,000.000			1,000.000							
2000-11-3	Construction of Municipal Library and Archives Center	LGU	Jan	Dec	1 Library & Archives Center	Unfunded		500.000			500.000							
	<b>FLOOD CONTROL</b>																	
2000-11-4	Rivers and Creeks Rehabilitation Program	Nat/DPWH	Jan	Dec	Drainage of Flood	National		20,000.000			20,000.000							



## CY 2019 Annual Investment Program (AIP)

By Program / Project / Activity by Sector

As of October 2018

### PANIQUI, TARLAC

AIP REF CODE	PROGRAM/PROJECT/ACTIVITY DESCRIPTION	IMPLEM OFFICE/ DEPT	SCHEDULE		EXPECTED OUTPUT	FUNDING SOURCE	AMOUNT (in thousand pesos)				Amount of Climate Change Expenditure (in thousand pesos)		CC Typology Code
			START	END			Person of Services	Maintenance & Other Operating Expenses	Capital Outlay	Total	Climate Change Adaptation	Climate Change Mitigation	
2000-11-5	<b>SANITATION</b> 1. Procurement of Sanitary Toilets	RHU / LGU	Jan	June	sanitary toilets	GAD		100.000		100.000	100.000		A234-03
2000-11-6	2. Monitoring, Inspection, and Sanitation of Deepwell	RHU / LGU	Jan	Dec	maintained potability of drinking water sources (RHU I)	GF		5.000		5.000	5.000		A234-01
	<b>SOLID WASTE MANAGEMENT</b>												
2000-11-7	1. Garbage Collection and Disposal to Sanitary Landfill	LGU	Jan	Dec									
2000-11-8	a. Fuel Expenses (Gasoline, Oil, Lubricant)	LGU	Jan	Dec	Garbage Truck Fuel Expenses	GF		4,500.000		4,500.000			
2000-11-9	b. Tipping Fee	LGU	Jan	Dec	Payment for Disposal to Landfill	GF		7,200.00		7,200.000			
2000-11-10	2. Salaries and Wages	LGU	Jan	Dec	11 Personnels	GF		4,873.750		4,873.750			
	<b>HOUSING AND RESETTLEMENT PROJECT</b>												
2000-11-11	Purchase of Lot for Resettlement Area (Public-Private Partnership)	LGU	Jan	Dec	175 Families	Unfunded		-	1,000.000	1,000.000			
<b>SUB-TOTAL :</b>										<b>40,178.750</b>			

General Fund:	90,713.721
Nat/Reg/Prov:	38,722.744
Unfunded:	3,500.000
GAD:	16,077.261
LCPC:	670.000
SC/DAP:	3,069.000
SEF:	3,100.000
<b>TOTAL:</b>	<b>155,852.726</b>

Prepared By:

**VLADIMIR L. SANTILLAN**

Municipal Planning and Development Coordinator

Date: \_\_\_\_\_

Attested by:

**BETTY A. SAGABAEN**

Municipal Budget Officer

Date: \_\_\_\_\_

**HON. LEONARDO M. FOXIS**

Municipal Mayor

Date: \_\_\_\_\_



## CY 2019 Annual Investment Program (AIP)

By Program / Project / Activity by Sector

As of October 2018

### PANIQUI, TARLAC

AIP REFERENCE CODE	PROGRAM/PROJECT/ACTIVITY DESCRIPTION	IMPLEMENTING OFFICE/ DEPARTMENT	SCHEDULE		EXPECTED OUTPUT	FUNDING SOURCE	AMOUNT (in thousand pesos)				Amount of Climate Change Expenditure (in thousand pesos)		CC Typology Code
			START	END			Person of Services	Maintenance & Other Operating	Capital Outlay	Total	Climate Change Adaptation	Climate Change Mitigation	
3000	<b>ECONOMIC SERVICES SECTOR</b>												
3000-1	<b>AGRICULTURAL SERVICES</b>												
	<b>A. Crop Production</b>												
	a. Seed Procurement (Certified/Hybrid) (50 % subsidy)												
3000-1-1	i. Wet Season	LGU / DA	March	September	1,000 cavans	GF		1,500.000		1,500.000			
	b. Corn Seed Procurement (Certified/Hybrid) (50 % subsidy)												
3000-1-1	i. Dry Season	LGU / DA	March	September	300 cavans	GF		300.000		300.000			
	<b>B. High Value Crop Development</b>												
3000-1-2	a. Fruit Bearing Trees	LGU / DA	January	December	500 seedlings	GF		15.000		15.000			
3000-1-3	b. Forest Trees	LGU / DA	January	December	1,000 seedlings	GF		10.000		10.000			
3000-1-4	c. Vegetable Seeds	LGU / DA	January	December	500 Packs Assorted Vegetables	GF		50.000		50.000			
					<b>SUB-TOTAL :</b>					<b>1,875.000</b>			
3000-2	<b>VETERINARY SERVICES</b>												
	<b>C. Livestock and Poultry</b>												
	1. Disease and Prevention Control												
3000-2-1	a. Deworming	LGU / DA	July	December	5 liters	GF		5.000		5.000			
3000-2-2	b. Anti-Rabies Vaccine	LGU / DA	January	May	200 vials	GF		75.000		75.000			
3000-2-3	2. Animal Dispersal												
3000-2-5	a. Upgrading Animals	LGU / DA	January	December	2 days Estrus Synchronization & 3 days Artificial Insemination	GF		15.000		15.000			
					<b>SUB-TOTAL :</b>					<b>95.000</b>			
3000-3	<b>NATURAL RESOURCES SERVICES</b>												
	<b>D. Fisheries</b>												
3000-3-1	1. Tilapia Fingerlings Dispersal	LGU / DA	July	December	200,000 Fingerlings	GF		50.000		50.000			
3000-4	<b>E. Capability Building (Cooperative)</b>												
3000-4-1	a. Conduct of Research & Dev't. and Field Demo	LGU / DA	January	December	1 Study / Conduct 3 Field Demo	GF		30.000		30.000	30.000		A112-01

## CY 2019 Annual Investment Program (AIP)

By Program / Project / Activity by Sector

As of October 2018

### PANIQUI, TARLAC

AIP REFERENCE CODE	PROGRAM/PROJECT/ACTIVITY DESCRIPTION	IMPLEMENTING OFFICE/ DEPARTMENT	SCHEDULE		EXPECTED OUTPUT	FUNDING SOURCE	AMOUNT (in thousand pesos)				Amount of Climate Change Expenditure (in thousand pesos)		CC Typology Code
			START	END			Person of Services	Maintenance & Other Operating	Capital Outlay	Total	Climate Change Adaptation	Climate Change Mitigation	
3000-5	<b>F. Organic Fertilizer</b>												
3000-5-1	a. Organic Fertilizer Subsidy (50%)	LGU / DA	January	December	2,000 Bags	GF		600.000		600.000		600.00	M114-02
3000-6	<b>G. Farmers' Information Training Service Center (FITS Center)</b>												
3000-6-1	a. Honorarium for Magsasaka Syintesta	LGU / DA	January	December	1 M. S.	GF		12.000		12.000			
3000-7	<b>H. Farmer's Training</b>												
3000-7-1	a. Farmer's Training	LGU / DA	January	December	10 Trainings	GAD		100.000		100.000	100.000		A114-03
3000-7-2	b. Farmer's Field Day/Agri-Fair	LGU / DA	January	December	2 Field Days	GAD		20.000		20.000	20.000		A114-03
3000-7-3	c. Technical Briefing	LGU / DA	January	December	2 Technical Briefings	GAD		30.000		30.000	30.000		A114-03
3000-7-4	d. Search for Best Outstanding Farmer	LGU / DA	January	December	2 Searches	GF		30.000		30.000	30.000		A114-03
3000-7-5	e. Issuance of Farmers' IDs	LGU / DA	January	March	4,224 Farmers' IDs	GF		25.000		25.000	25.000		A114-03
<b>SUB-TOTAL :</b>										<b>897.000</b>			
3000-8	<b>I. Manpower and Office Operating Expenses</b>												
3000-8-1	Salaries and Wages	MAO	January	December	7 Personnels	GF	2,065.908			2,065.908			
3000-8-2	Allowances (PERA,Rep./Trans.,Clothing)	MAO	January	December	7 Personnels	GF	372.000			372.000			
3000-8-3	Insurance Cont. (Life/Retire.,Pag-ibig,Philhealth,ECC,Haz	MAO	January	December	7 Personnels	GF	632.986			632.986			
3000-8-4	Leave Benefits and Bonuses	MAO	January	December	7 Personnels	GF	152.968			152.968			
3000-8-5	Office Expenses (Supplies,Telephone, Fuel, Etc.)	MAO	January	December	Operating Expenses	GF		161.585		161.585			
3000-8-6	Trainings/Scholarship and Travel Expenses	MAO	January	December	7 Personnels	GF		100.000		100.000			
3000-8-7	Other Maintenance and Operating Expenses	MO	January	December	Operating Expenses	GF		30.00		30.000			
3000-8-8	Repairs and Maintenance Expenses (Office Equip.)	MAO	January	December	Needed Machineries	GF		10.000		10.000			
3000-8-9	Office Equipment	MAO	January	December	Needed Machineries	GF			25.000	25.000			
<b>SUB-TOTAL :</b>										<b>3,550.446</b>			



## CY 2019 Annual Investment Program (AIP)

By Program / Project / Activity by Sector

As of October 2018

### PANIQUI, TARLAC

AIP REFERENCE CODE	PROGRAM/PROJECT/ACTIVITY DESCRIPTION	IMPLEMENTIN G OFFICE/ DEPARTMENT	SCHEDULE		EXPECTED OUTPUT	FUNDING SOURCE	AMOUNT (in thousand pesos)				Amount of Climate Change Expenditure (in thousand pesos)		CC Typology Code
			START	END			Person of Services	Maintenance & Other Operating	Capital Outlay	Total	Climate Change Adaptation	Climate Change Mitigation	
3000-9	<b>ENGINEERING SERVICES</b>												
3000-9-1	Salaries and Wages	MEO	January	December	11 Personnels	GF	2,361.000				2,361.000		
3000-9-2	Allowances (PERA,Rep./Trans.,Clothing)	MEO	January	December	11 Personnels	GF	492.000				492.000		
3000-9-3	Insurance Cont. (Life/Retire.,Pag-ibig,Philhealth,ECC,Haz	MEO	January	December	11 Personnels	GF	730.902				730.902		
3000-9-4	Leave Benefits and Bonuses	MEO	January	December	11 Personnels	GF	204.819				204.819		
3000-9-5	Office Supplies Expense	MEO	January	December	Operating Expenses	GF		84.133			84.133		
3000-9-6	Office Expenses (Fuel, Oil, Lubricants Etc.)	MEO	January	December	Transportation Exp	GF		99.000			99.000		
3000-9-7	Trainings/Scholarship and Travel Expenses	MEO	January	December	11 Personnels	GF		70.000			70.000		
3000-9-8	Insurance / Reinsurance Premiums - Service Jeep	MEO	January	December	Transportation Maint	GF		15.000			15.000		
3000-9-9	Repairs and Maintenance Expenses (Transportation and C	MEO	January	December	Transportation Maint Exp	GF		55.000			55.000		
3000-9-10	Repairs and Maintenance Expenses (Office Equip.)	MEO	January	December	Equipts Maint Exp	GF		10.000			10.000		
3000-9-11	Other Maintenance & Operating Expenses	MEO	January	December	Operating Expenses	GF		50.000			50.000		
3000-9-12	Office Equipment / Machine	MEO	January	December	Needed Mach and Eqmts	GF			123.500		123.500		
<b>SUB-TOTAL :</b>											<b>4,295.355</b>		
3000-10	<b>PUBLIC MARKET</b>												
3000-10-1	Salaries and Wages	LGU	January	December	9 Personnels	GF	1,316.688				1,316.688		
3000-10-2	Job Order	LGU	January	December	10 Job Orders	GF		974.750			974.750		
3000-10-3	Allowances (PERA,Rep./Trans.,Clothing)	LGU	January	December	9 Personnels	GF	270.000				270.000		
3000-10-4	Insurance Cont. (Life/Retire.,Pag-ibig,Philhealth,ECC,Haz	LGU	January	December	9 Personnels	GF	417.155				417.155		
3000-10-5	Leave Benefits and Bonuses	LGU	January	December	9 Personnels	GF	142.879				142.879		
3000-10-6	Other Maintenance & Operating Expenses	LGU	January	December	Operating Expenses	GF		15.000			15.000		
3000-10-7	Office Expenses (Supplies, Maintenance and Operating)	LGU	January	December	Operating Expenses	GF		15.000			15.000		
3000-10-8	Office Equipment	MEO	January	December	Needed Office Eqmts.	GF			30.000		30.000		
<b>SUB-TOTAL :</b>											<b>3,181.472</b>		

## CY 2019 Annual Investment Program (AIP)

By Program / Project / Activity by Sector

As of October 2018

### PANIQUI, TARLAC

AIP REFERENCE CODE	PROGRAM/PROJECT/ACTIVITY DESCRIPTION	IMPLEMENTING OFFICE/ DEPARTMENT	SCHEDULE		EXPECTED OUTPUT	FUNDING SOURCE	AMOUNT (in thousand pesos)				Amount of Climate Change Expenditure (in thousand pesos)		CC Typology Code
			START	END			Person of Services	Maintenance & Other Operating	Capital Outlay	Total	Climate Change Adaptation	Climate Change Mitigation	
3000-11	<b>SLAUGHTERHOUSE</b>												
3000-11-1	Salaries and Wages	LGU	January	December	2 Personnels	GF	311.460				311.460		
3000-11-2	Job Order	LGU	January	December	5 Job Orders	GF		487.275			487.275		
3000-11-3	Allowances (PERA,Rep./Trans.,Clothing)	LGU	January	December	2 Personnels	GF	60.000				60.000		
3000-11-4	Insurance Cont. (Life/Retire.,Pag-ibig,Philhealth,ECC,Haz	LGU	January	December	2 Personnels	GF	98.368				98.368		
3000-11-5	Leave Benefits and Bonuses	LGU	January	December	2 Personnels	GF	32.508				32.508		
3000-11-6	Office Expenses (Travel, Supplies, Maintenance and Oper	LGU	January	December	Operating Expenses	GF		35.000			35.000		
3000-11-7	Office Equipment	MEO	January	December	Needed Office Eqmts.	GF			30.000		30.000		
					<b>SUB-TOTAL :</b>						<b>1,054.611</b>	1,054,611.18	
3000-12	<b>PUBLIC CEMETERY</b>												
3000-12-1	Office Expenses (Supplies, Maintenance and Operating)	LGU	January	December	Operating Expenses	GF		10.000			10.000		
3000-12-2	Repair & Maint. of other Structure	LGU	January	December	Maintained Structures	Unfunded		50.000			50.000		
3000-12-3	Construction of Municipal Cemetery	LGU	January	December	Municipal Cemetery	Unfunded					-		
					<b>SUB-TOTAL :</b>						<b>60.000</b>		



## CY 2019 Annual Investment Program (AIP)

By Program / Project / Activity by Sector

As of October 2018

### PANIQUI, TARLAC

AIP REFERENCE CODE	PROGRAM/PROJECT/ACTIVITY DESCRIPTION	IMPLEMENTING OFFICE/ DEPARTMENT	SCHEDULE		EXPECTED OUTPUT	FUNDING SOURCE	AMOUNT (in thousand pesos)				Amount of Climate Change Expenditure (in thousand pesos)		CC Typology Code	
			START	END			Person of Services	Maintenance & Other Operating	Capital Outlay	Total	Climate Change Adaptation	Climate Change Mitigation		
3000-14	<b>ECONOMIC ENTERPRISES AND PUBLIC UTILITIES</b>													
3000-14-1	Construction of Irrigation System for Balog-Balog Dam	MEO/DA	January	December	Irrigated Farm Lands	Natl/Prov		20,000.000			20,000.000			
3000-14-2	Construction of Underground RCCPs	MEO/DPWH	February	December	Drainage and Sewerage	Natl/Prov		20,000.000			20,000.000			
3000-14-3	Road Widening and Sidewalk Recovery	MEO/DPWH	February	December	Improve traffic & transpo	Unfunded		20,000.000			20,000.000			
3000-14-4	Establishment of Loading/Unloading Zones	MEO/DPWH	February	December	Improve traffic & transpo	Unfunded		2,000.000			2,000.000			
3000-14-5	Provision of Parking Space	MEO/DPWH	February	December	Improve traffic & transpo	Unfunded		2,000.000			2,000.000			
<b>SUB-TOTAL :</b>											<b>64,000.000</b>			

**General Fund: 14,658.884**

**GAD: 150.000**

**Unfunded: 24,050.000**

**National/Reg/Prov: 40,000.000**

**TOTAL: 78,858.884**

Prepared By:

VLADIMIR L. SANTILLAN

Municipal Planning and Development Coordinator

Date: \_\_\_\_\_

BETTY A. SAGABAEN

Municipal Budget Officer

Date: \_\_\_\_\_

Attested by:

HON. LEONARDO M. ROXAS

Municipal Mayor

Date: \_\_\_\_\_

# CY 2019 Annual Investment Program (AIP)

By Program / Project / Activity by Sector

As of October 2018

## PANIQUI, TARLAC

AIP REFERENCE CODE	PROGRAM/PROJECT/ACTIVITY DESCRIPTION	IMPLEMENTING OFFICE/ DEPARTMENT	SCHEDULE		EXPECTED OUTPUT	FUNDING SOURCE	AMOUNT (in thousand pesos)				Amount of Climate Change Expenditure (in thousand pesos)		CC Typology Code
			START	END			Person of Services	Maintenance & Other Operating	Capital Outlay	Total	Climate Change	Climate Change	
4000	<b>LDRRM FUND</b>												
	<b>I. DISASTER PREPAREDNESS, PREVENTION, &amp; MITIGATION</b>												
	<b>1. OPLAN</b>												
4000-1-1	Oplan Bantay/Ligtas Fiesta	LGU	January	June	Rescue Operations/Road Assistance	Nat'l./Prov'l.		20.00		20.00	20.00		A221-02
4000-1-2	Oplan SUMVAC	LGU	January	June	Rescue Operations/Road Assistance	5% CF		50.00		50.00	50.00		A223-01
4000-1-3	Fire Prevention Month	LGU	January	December	Trainings & Seminars	5% CF		32.10		32.10			
	- Art Contest	LGU	January	December	Trainings & Seminars	5% CF		85.00		85.00			
	- Barangay Fire Olympics	LGU	January	December	Trainings & Seminars	5% CF		70.00		70.00			
	- Ugnayan sa Barangay	LGU	January	December	Trainings & Seminars	5% CF							
4000-1-4	Nationwide Simultaneous Earthquake Drill (NSED)/Schools/Barangays	LGU	January	December	Trainings & Seminars	5% CF		50.00		50.00			
4000-1-5	Oplan Bantay/Ligtas Undas	LGU	January	December	Rescue Operations/Road Assistance	Nat'l./Prov'l.		50.00		50.00			
4000-1-6	Oplan-Ligtas Pasko and Bagong Taon	LGU	January	December	Rescue Operations/Road Assistance	Nat'l./Prov'l.		50.00		50.00			
	<b>2. Seminars and Trainings</b>												
4000-1-7	Flood/Swift Water Training	LGU	January	December	Trainings & Seminars	Nat'l./Prov'l.		50.00		50.00			
4000-1-8	Evacuation Program for 35 Barangays	LGU	January	December	Trainings & Seminars	5% CF		200.00		200.00			
4000-1-9	Re-organization of BDRRMC	LGU	January	December	Formulated BDRRMC Plans	Nat'l./Prov'l.		177.96		177.96			
4000-1-10	Incident Command System (ICS) Level 3	LGU	January	December	Trainings & Seminars	5% CF		234.00		234.00			
4000-1-11	Collapse Structure Training	LGU	January	December	Trainings & Seminars	Nat'l./Prov'l.		50.00		50.00			
4000-1-12	CBDRRM	LGU	January	December	Trainings & Seminars	5% CF		300.00		300.00			
4000-1-13	PDRA/RDANA Seminar	LGU	January	December	Trainings & Seminars	Nat'l./Prov'l.		100.00		100.00			
4000-1-14	GIS Barangay Level	LGU	January	December	Trainings & Seminars	5% CF		500.00		500.00			
4000-1-15	Comprehensive Land Use Plan (CLUP)	LGU	January	December	Comprehensive CLUP	5% CF		300.00		300.00			
4000-1-16	Comprehensive Development Plan (CDP)	LGU	January	December	Comprehensive CDP	5% CF							
4000-1-17	Stockpile of relief goods	LGU	January	December	Relief Goods	5% CF		534.46		534.46			
4000-1-18	Provision of non-food items (mats, mosquito nets,	LGU	January	December	Relief Goods (non-food items)	5% CF		50.00		50.00			
4000-1-19	Provision of Hygiene Kits	LGU	January	December	Hygiene Kits	5% CF		50.00		50.00			
4000-1-20	Purchase of Plastic bags for relief goods	LGU	January	December	Plastic Bags	5% CF		30.00		30.00			



## CY 2019 Annual Investment Program (AIP)

By Program / Project / Activity by Sector

As of October 2018

### PANIQUI, TARLAC

AIP REFERENCE CODE	PROGRAM/PROJECT/ACTIVITY DESCRIPTION	IMPLEMENTING OFFICE/ DEPARTMENT	SCHEDULE		EXPECTED OUTPUT	FUNDING SOURCE	AMOUNT (in thousand pesos)				Change Expenditure (in thousand pesos)		CC Typology Code
			START	END			Person of Services	Maintenance & Other Operating	Capital Outlay	Total	Climate Change	Climate Change	
<b>4. Rescue Equipment</b>													
4000-1-21	Automated External Defibrillator (AED)	LGU	January	December	1 unit	5% CF		165.00		165.00			
4000-1-22	Boat trailer	LGU	January	December	1 unit	Nat'l./Prov'l.		90.00		90.00			
4000-1-23	Cervical Collar (C-Collar)	LGU	January	December	3 pieces	Nat'l./Prov'l.		6.00		6.00			
4000-1-24	Chainsaw (big)	LGU	January	December	1 piece	5% CF		60.00		60.00			
4000-1-25	Chainsaw (small)	LGU	January	December	1 piece	Nat'l./Prov'l.		75.00		75.00			
4000-1-26	Combat boots	LGU	January	December	3 pairs	5% CF		7.50		7.50			
4000-1-27	Extension Ladder	LGU	January	December	1 unit	5% CF		25.00		25.00			
4000-1-28	External spotlight	LGU	January	December	2 pieces	5% CF		12.00		12.00			
4000-1-29	Hydraulic Vehicle Extrication (Spreader)	LGU	January	December	1 unit	5% CF		1,400.00		1,400.00			
4000-1-30	IMT Vest	LGU	January	December	32 pairs	5% CF		20.80		20.80			
4000-1-31	Kendricks Extrication Device (KEDS)	LGU	January	December	1 unit	Nat'l./Prov'l.		9.00		9.00			
4000-1-32	Manila Rope, in meters	LGU	January	December	100 meters	Nat'l./Prov'l.		20.00		20.00			
4000-1-33	Medicine Cabinet for Rescue Truck	LGU	January	December	1 set	Nat'l./Prov'l.		14.85		14.85			
4000-1-34	Oxygen Tank with regulator and mask	LGU	January	December	1 set	Nat'l./Prov'l.		10.00		10.00			
4000-1-35	Scoop	LGU	January	December	1 unit	Nat'l./Prov'l.		15.00		15.00			
4000-1-36	Stretcher for EMS Van	LGU	January	December	1 unit	Nat'l./Prov'l.		35.00		35.00			
4000-1-37	Tactical (Upper/Lower Uniform)	LGU	January	December	11 pieces	5% CF		17.60		17.60			
4000-1-38	Tactical shorts	LGU	January	December	11 pairs	5% CF		5.50		5.50			
4000-1-39	Traffic Cone	LGU	January	December	5 pieces	Nat'l./Prov'l.		12.50		12.50			
4000-1-40	Cross Band Repeater System with built in Power S	LGU	January	December	1 unit	5% CF		190.00		190.00			
4000-1-41	Portable radio	LGU	January	December	10 units	5% CF		40.00		40.00			
4000-1-42	<b>5. Purchase of Rescue Vehicle</b>	LGU	January	December	1 unit Van	5% CF		4,200.00		4,200.00			
<b>6. Support Group</b>													
4000-1-44	Responders	LGU	January	December	Supplies for Operations	Nat'l./Prov'l.		100.00		100.00			
4000-1-45	Other supplies	LGU	January	December	Supplies for Operations	Nat'l./Prov'l.		50.00		50.00			
4000-1-47	<b>7. Provision of Sand bags &amp; other mitigating mat'ls.</b>	LGU	January	December	Sand Bags & Materials	5% CF		60.00		60.00			
<b>SUB-TOTAL</b>										<b>9,624.27</b>			

## CY 2019 Annual Investment Program (AIP)

By Program / Project / Activity by Sector

As of October 2018

### PANIQUI, TARLAC

AIP REFERENCE CODE	PROGRAM/PROJECT/ACTIVITY DESCRIPTION	IMPLEMENTING OFFICE/ DEPARTMENT	SCHEDULE		EXPECTED OUTPUT	FUNDING SOURCE	AMOUNT (in thousand pesos)				Amount of Climate Change Expenditure (in thousand pesos)		CC Typology Code
			START	END			Person of Services	Maintenance & Other Operating	Capital Outlay	Total	Climate Change	Climate Change	
4000-2	<b>II. QUICK RESPONSE FUND (DURING DISASTER)</b>												
4000-2-1	<b>1. Activation of MDRRMC Operation Center</b>	LGU	January	December	Meetings and Planning	5% CF		15.00		15.00			
	<b>2. Rescue &amp; Evacuation</b>												
4000-2-2	a. Gasoline/Oil for Rescue Vehicles	LGU	January	December	Rescue operation	5% CF		690.00		690.00			
4000-2-3	b. Emergency Purchase of Rescue Equipments	LGU	January	December	For needed emergency rescue equip	5% CF		1,358.47		1,358.47			
4000-2-4	c. Relief Workers Mobilization	LGU	January	December	DRRM Operation	5% CF		50.00		50.00			
4000-2-5	d. Manning the Operation Centers	LGU	January	December	DRRM Operation	5% CF		10.00		10.00			
4000-2-6	e. Communication	LGU	January	December	Gasoline for Volunteer PO s	5% CF		10.00		10.00			
	<b>3.Support Group</b>												
4000-2-7	a. Responders	MSWDO	August	September	Relief Goods	5% CF		100.00		100.00			
4000-2-8	b.Other Supplies	MSWDO	January	December	Supplies during Disaster Operation	5% CF		50.00		50.00			
4000-2-11	<b>4. Security and Public Order</b>	MDRRMO	January	December						-			
	Command Post/Staging Area/Base Camp	MDRRMO	January	December	Safety and security during crisis	5% CF		35.00		35.00			
4000-2-12	<b>5. Public Information / Dissemination</b>	MDRRMO	January	December	Information during crisis					-			
	<b>6. Health Care</b>												
4000-2-13	a. Medical Check-up	RHU/PGH	January	December	Medical attention to the affected	5% CF		100.00		100.00			
4000-2-14	b. Provision of medicine	RHU/PGH	January	December	Cure for the diseased	5% CF		250.00		250.00			
4000-2-15	c. Mobilization of RHU Workers	RHU	January	December	Medical service during crisis	5% CF		50.00		50.00			
4000-2-16	d. Mobilization of Brgy. Health Workers	MDRRMO	January	December	Medical service during crisis	5% CF		50.00		50.00			
4000-2-17	<b>7. Provision of Sand Bags and Other Mitigating Materials</b>	MEO	January	December	Needed materials for flood mitigation	5% CF		120.00		120.00			
4000-2-18	<b>8. Relief Goods</b>	MSWDO	January	December	Relief Goods	5% CF		1,384.79		1,384.79			
					<b>SUB-TOTAL</b>					<b>4,273.26</b>			



## CY 2019 Annual Investment Program (AIP)

By Program / Project / Activity by Sector

As of October 2018

### PANIQUI, TARLAC

AIP REFERENCE CODE	PROGRAM/PROJECT/ACTIVITY DESCRIPTION	IMPLEMENTING OFFICE/ DEPARTMENT	SCHEDULE		EXPECTED OUTPUT	FUNDING SOURCE	AMOUNT (in thousand pesos)				Change Expenditure (in thousand pesos)		CC Typology Code
			START	END			Person of Services	Maintenance & Other Operating	Capital Outlay	Total	Climate Change	Climate Change	
4000-3	<b>III. REHABILITATION AND RECOVERY (POST DISASTER)</b>												
4000-3-1	<b>1. MDRRMC Meeting</b>	LGU	August	December	Assessment of Extent of Calamity	5% CF		5.00		5.00			
4000-3-2	<b>2. Rehabilitation of Damaged Government Properties &amp; Utilities</b>	LGU	August	December	Normal operation of government facilities	5% CF		100.0		100.00			
4000-3-3	<b>3. Provision of Agricultural Seeds</b>												
	Palay Seeds/ Yelow Corn Seeds/Vegetables Seeds	LGU	August	December	Replenish Food Supply	5% CF		224.20		224.20			
4000-3-4	<b>4. Provision of Medicines for Livestock</b>	LGU	August	December	Cure diseased livestock	5% CF		10.00		10.00			
	<b>5. Environmental Management</b>												
4000-3-5	a. Clearing of Debris	LGU	August	December	Cleared roadways for transportation	5% CF		20.00		20.00			
4000-3-6	b. Fruit Bearing & Non-Fruit bearing Tree Seedlings	LGU	August	December	Replenish Food Supply & Natural Buffers	5% CF		10.00		10.00		10.00	M314-01
4000-3-7	<b>6. Dispersal of Fingerlings</b>	LGU	August	December	Replenish Food Supply	5% CF		10.00		10.00			
	<b>7. Medical Assistance and Health Recovery</b>												
4000-3-8	a. Purchase of Medicines	LGU	August	December	Treatment of affected individuals	5% CF		107.78		107.78			
4000-3-9	b. Feeding of Undernourished Children	LGU	August	December	Restore nourishment to children	5% CF		150.00		150.00			
4000-3-10	c. Water Treatment	LGU	August	December	Provision of potable water	5% CF		15.00		15.00	15.00		A234-01
4000-3-11	d. Sanitary Inspection	LGU	August	December	Prevention of diseases	5% CF		15.00		15.00	15.00		A232-02
4000-3-12	e. Mosquito / Vector Control	LGU	August	December	Prevention of diseases	5% CF		15.00		15.00			
	f. Rehabilitation/Repair of Evacuation Center	LGU	August	December	Improved ECs	5% CF		150.00		150.00	150		A224-02
4000-3-13	<b>8. Food For Work</b>	MSWDO	August	December	100 Beneficiaries	5% CF		150.00		150.00			
4000-3-14	<b>9. Cash For Work</b>	MSWDO	August	December	100 Beneficiaries	5% CF		150.00		150.00	150.00		A424-01
4000-3-15	<b>10. Provision of Financial Assistance to Victims of Calamities</b>	MSWDO	August	December	100 Beneficiaries	5% CF		150.00		150.00	150.00		A424-01
<b>SUB-TOTAL</b>										<b>1,281.98</b>			

# CY 2019 Annual Investment Program (AIP)

By Program / Project / Activity by Sector

As of October 2018

## PANIQUI, TARLAC

AIP REFERENCE CODE	PROGRAM/PROJECT/ACTIVITY DESCRIPTION	IMPLEMENTING OFFICE/ DEPARTMENT	SCHEDULE		EXPECTED OUTPUT	FUNDING SOURCE	AMOUNT (in thousand pesos)				Change Expenditure (in thousand pesos)		CC Typology Code
			START	END			Person of Services	Maintenance & Other Operating	Capital Outlay	Total	Climate Change	Climate Change	
5000	<b>SPECIAL SERVICES SECTOR</b>												
5000-1	Barangay Development Fund	LGU	January	December	Additional operation cost for Brgys	GF		35.00		35.00			
5000-2	Katarungan Pambarangay	LGU	January	December	Additional operation cost for Brgys	GF		50.00		50.00			
5000-3	Terminal Leave Pay Fund	LGU	January	December	Retirement Fund for Outgoing Employees	GF		7,716.71		7,716.71			
5000-4	Personal and Other Benefits Fund	LGU	January	December	Emergency Benefits fund for Employees	GF		16,000.00		16,000.00			
5000-5	Aid to PNRC- Tarlac Chapter	LGU	January	December	For Blood Volunteerism Prog.	GF		300.00		300.00			
5000-6	Election Reserve 2018	LGU	January	December	Election 2019	GF		1,000.000		1,000.00			
					<b>SUB-TOTAL</b>					<b>25,101.71</b>			

Climate Change:	410.000
5% LDRRMF:	14,244.200
National/Provincial:	935.310
General Fund:	25,101.714
<b>TOTAL:</b>	<b>40,281.224</b>

Prepared By:

**VLADIMIR L. SANTILLAN**

Municipal Planning and Development Coordinator

Date: \_\_\_\_\_

Attested by:

**BETTY A. SAGABAEN**

Municipal Budget Officer

Date: \_\_\_\_\_

**HON. LEONARDO M. ROXAS**

Municipal Mayor

Date: \_\_\_\_\_



## CY 2019 Annual Investment Program (AIP)

By Program / Project / Activity by Sector

As of October 2018

### PANIQUI, TARLAC

AIP REFERENCE CODE	PROGRAM/PROJECT/ACTIVITY DESCRIPTION	IMPLEMENTING OFFICE/ DEPARTMENT	SCHEDULE		EXPECTED OUTPUT	FUNDING SOURCE	AMOUNT (in thousand pesos)				Amount of Climate Change Expenditure (in thousand pesos)		CC Typology Code
			START	END			Person of Services	Maintenance & Other Operating Expenses	Capital Outlay	Total	Climate Change Adaptation	Climate Change Mitigation	
6000	<b>COMMUNITY DEVELOPMENT PROJECTS</b>												
	<b>1. ECONOMIC DEVELOPMENT</b>												
	<b>Construction and Rehabilitation of Local Roads</b>												
	<b>A. Concreting</b>												
6000-1-1	A.1 Nuguid Subd., Sitio Centro (Phase 1, w/ Phase 2), Brgy. Abogado	LGU	January	June	196.00 LM Concreted FMR	20% CDF			2,000.000	2,000.00			
6000-1-2	A.2 Sitio Proper East Alley going to National Road, Brgy. Balacang	LGU	January	June	133.00 LM Concreted FMR	20% CDF			620.000	620.00			
6000-1-3	A.3 Purok 1, Brgy. Brillante	LGU	January	June	322.00 LM Concreted FMR	20% CDF			1,900.000	1,900.00			
6000-1-4	A.4 Purok 7, Brgy. Canan	LGU	January	June	236.00 LM Concreted FMR	20% CDF			960.000	960.00			
6000-1-5	A.5 Purok Ilang-Ilang - Sampaguita , Brgy. Cariño	LGU	January	June	200.00 LM Concreted FMR	20% CDF			800.000	800.00			
6000-1-6	A.6 Purok 4, Brgy. Coral	LGU	January	June	339.00 LM Concreted FMR	20% CDF			1,450.000	1,450.00			
6000-1-7	A.7 Purok 1, Brgy. Dapdap	LGU	January	June	120.00 LM Concreted FMR	20% CDF			750.000	750.00			
6000-1-8	A.8 Purok 5 (Phase 1, w/ Phase 2), Brgy. Mabilang	LGU	January	June	230.00 LM Concreted FMR	20% CDF			1,500.000	1,500.00			
6000-1-9	A.9 Puroks 1-7, Brgy. Manaois	LGU	January	June	718.00 LM Concreted FMR	20% CDF			5,650.000	5,650.00			
6000-1-10	A.10 Various Puroks, Brgy. Pob. Norte	LGU	January	June	174.00 LM Concreted FMR	20% CDF			1,500.000	1,500.00			

## CY 2019 Annual Investment Program (AIP)

By Program / Project / Activity by Sector

As of October 2018

### PANIQUI, TARLAC

AIP REFERENCE CODE	PROGRAM/PROJECT/ACTIVITY DESCRIPTION	IMPLEMENTING OFFICE/DEPARTMENT	SCHEDULE		EXPECTED OUTPUT	FUNDING SOURCE	AMOUNT (in thousand pesos)				Amount of Climate Change Expenditure (in thousand pesos)		CC Typology Code
			START	END			Person of Services	Maintenance & Other Operating Expenses	Capital Outlay	Total	Climate Change Adaptation	Climate Change Mitigation	
6000-1-11	A.11 Puroks Magsaysay, Brgy. Rang-ayan - Purok Garcia, Brgy. Nipaco	LGU	January	June	296.5.00 LM Concreted FMR	20% CDF			1,780.000	1,780.00			
6000-1-12	A.12 Purok 1 Alley, Brgy. Salomague								2,820.000	2,820.00			
	Line 1	LGU	January	June	270.00 LM Concreted FMR	20% CDF							
	Line 2	LGU	January	June	218.00 LM Concreted FMR	20% CDF							
6000-1-13	A.13 Purok 7 (Phase 2), Brgy. Samput	LGU	January	June	333.00 LM Concreted FMR	20% CDF			1,650.000	1,650.00			
6000-1-14	A.14 Purok Talna - Purok Caduldulaan, Sta Ignacia, Brgy. San Carlos	LGU	January	June	444.00 LM Concreted FMR	20% CDF			2,590.000	2,590.00			
6000-1-15	A. 15 Sitio Bonboneg 1, Brgy. Sinigpit	LGU	January	June	80.50 LM Concreted FMR	20% CDF			500.000	500.00			
6000-1-16	A.16 Dalayoan Subd., Brgy. Tablang	LGU	January	June	279.00 LM Concreted FMR	20% CDF			1,500.000	1,500.00			
6000-1-17	A.17 Purok 3, Brgy. Barang	LGU	January	June	335.00 LM Concreted FMR	Unfunded			1,980.000	1,980.00			
6000-1-18	A.18 Various Puroks, Brgy. Cabayaoasan	LGU	January	June	358.00 LM Concreted FMR	Unfunded			1,200.000	1,200.00			
6000-1-19	A.19 Purok 6 (Phase 1), Brgy. San Juan De Milla	LGU	January	June	342.00 LM Concreted FMR	Unfunded			1,925.345	1,925.34			
	<b>B. Widening</b>												
6000-1-20	B.1 Purok Centro, Brgy. Acocolao (Phase 1, w/ Phase 2)	LGU	January	June	500.00 LM Concreted FMR	20% CDF			1,514.597	1,514.60			
	<b>C. Upgrading</b>												
6000-1-21	C.1 Gumamela St., Brgy. Cayanga (Phase 1, w/ Phase 2)	LGU	January	June	500.00 LM Concreted FMR	20% CDF			2,500.000	2,500.00			
6000-1-22	C.2 Alley/Walkway Sta. Rosa St. (Phase 1, w/ Phase 2), Brgy. Pob. Sur	LGU	January	June	130.00 LM Concreted FMR	20% CDF			800.000	800.00			



## CY 2019 Annual Investment Program (AIP)

By Program / Project / Activity by Sector

As of October 2018

### PANIQUI, TARLAC

AIP REFERENCE CODE	PROGRAM/PROJECT/ACTIVITY DESCRIPTION	IMPLEMENTING OFFICE/DEPARTMENT	SCHEDULE		EXPECTED OUTPUT	FUNDING SOURCE	AMOUNT (in thousand pesos)				Amount of Climate Change Expenditure (in thousand pesos)		CC Typology Code
			START	END			Person of Services	Maintenance & Other Operating Expenses	Capital Outlay	Total	Climate Change Adaptation	Climate Change Mitigation	
	<b>D. Rehabilitation</b>												
6000-1-23	D.1 Sitio Cacolibangbangan to Sitio Limboa, Brgy. Burgos	LGU	January	June	1,004.00 LM Concreted FMR	AM			12,374.000	12,374.00			
6000-1-24	D.2 Sitio Centro, Brgy. Estacion	LGU	January	June	463.00 LM Concreted FMR	20% CDF			2,950.000	2,950.00			
6000-1-25	D.3 Brgy. Patalan - Brgy. Dapdap	LGU	January	June	130.00 LM Concreted FMR	20% CDF			1,680.000	1,680.00			
6000-1-26	D.4 Sitio Andoquey - Centro, Brgy. Nancamarinan	LGU	January	June	1,240.00 LM Concreted FMR	5% CF			4,900.618	4,900.62			
6000-1-27	D.5 Purok Centro. Brgy. Nipaco	LGU	January	June	243.00 LM Concreted FMR	5% CF			2,042.000	2,042.00			
6000-1-28	D.6 Brgy. San Isidro Puroks 3 - 5	LGU	January	June		5% CF			4,000.000	4,000.00			
6000-1-29	Sitio Balsa	LGU	January	June		5% CF			1,280.000	1,280.00			
	<b>2. SOCIAL DEVELOPMENT</b>												
	<b>MULTI-PURPOSE HALL</b>												
	<b>E. Construction of Multi-Purpose Hall</b>												
6000-2-01	E.1. Brgy. Colibangbang (w/ Brgy. Counterpart)	LGU	January	June	1 Multi-purpose Hall	20% CDF			1,400.000	1,400.00			
6000-2-02	E.2. Brgy. Sta. Ines	LGU	January	June	1 Multi-purpose Hall	20% CDF			1,800.000	1,800.00			
	<b>SCHOOL &amp; DAY CARE CENTER</b>												
	<b>F. Rehabilitation of School Grounds</b>												
6000-2-03	F.1. Balaoang High School	LGU	January	June	Improved School Facility	5% CF			360.000	360.00			
	<b>G. Construction of Day Care Center</b>												
6000-2-04	G.1. Sitio Balsa, Brgy. San Isidro	LGU	January	June	1 Day Care Center	Unfunded:			600.000	600.00			
		LGU	January	June	DSWDO Grant	DSWD			800.000	800.00			

## CY 2019 Annual Investment Program (AIP)

By Program / Project / Activity by Sector

As of October 2018

### PANIQUI, TARLAC

AIP REFERENCE CODE	PROGRAM/PROJECT/ACTIVITY DESCRIPTION	IMPLEMENTING OFFICE/DEPARTMENT	SCHEDULE		EXPECTED OUTPUT	FUNDING SOURCE	AMOUNT (in thousand pesos)				Amount of Climate Change Expenditure (in thousand pesos)		CC Typology Code
			START	END			Person of Services	Maintenance & Other Operating Expenses	Capital Outlay	Total	Climate Change Adaptation	Climate Change Mitigation	
6000-2-05	<b>BARANGAY PLAZA</b> H. Rehabilitation of Barangay Plaza G.1. Brgy. Aduas	LGU	January	June	Improved Brgy. Plaza	5% CF			750.000	750.00			

<b>20% CDF:</b>	<b>40,614.60</b>
<b>5% CF:</b>	<b>13,332.62</b>
<b>AM:</b>	<b>12,374.00</b>
<b>Trust Fund - DSWD Grant:</b>	<b>800.00</b>
<b>Unfunded:</b>	<b>5,705.34</b>
<b>TOTAL:</b>	<b>72,826.569</b>

Prepared by:

VLADIMIR L. SANTILLAN

MPDC

Date:

Approved by:

BETTY A. SAGABAEN

Municipal Budget Officer

Date:

HON. LEONARDO M. ROXAS

Municipal Mayor

Date:



## CY 2019 Annual Investment Program (AIP)

In consonance with the Approved Annual Budget

As of October 2018

### PANIQUI, TARLAC

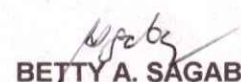
SUMMARY						
SOURCE OF FUND	GENERAL PUBLIC SERVICE	SOCIAL SERVICES	ECONOMIC SERVICES	SPECIAL SERVICES	CDF	TOTAL
20% CDF	-	-	-	-	40,614.60	40,614.60
GAD	-	16,077.26	-			16,077.26
LCPC		670.00				670.00
SC/DAP		3,069.00				3,069.00
POPS	4,500.00	-				4,500.00
SEF	-	3,100.00	-	-	-	3,100.00
GENERAL FUND	97,138.78	90,713.72	14,658.88	25,101.71	-	227,613.10
LDRRM FUND		-	-	14,244.20	-	14,244.20
Assistance to Municipalities					12,374.00	12,374.00
National/Regional/Provincial	-	38,722.74	40,000.00	935.31	-	79,658.05
UNFUNDED	14,573.67	3,500.00	24,050.00		5,705.34	47,829.01
<b>TOTAL</b>	<b>116,212.44</b>	<b>155,852.73</b>	<b>78,708.88</b>	<b>40,281.22</b>	<b>58,693.94</b>	<b>449,749.22</b>

Prepared By:

  
VLADIMIR L. SANTILLAN

Municipal Planning and Development Coordinator

Date: \_\_\_\_\_

  
BETTY A. SAGABAEN

Municipal Budget Officer

Date: \_\_\_\_\_

Attested by:

  
HON. LEONARDO M. ROXAS

Municipal Mayor

Date: \_\_\_\_\_





**MUNICIPALITY OF PANIQUI**  
Municipal Disaster Risk Reduction Management Council  
Municipal Disaster Risk Reduction Program



**C.Y. 2019**

PROGRAMS / PROJECTS	QTY	QTY COST	EST. FUNDING SOURCE		SCHEDULE				
			National/ Provincial	Municipal	1ST QTR	2ND QTR	3RD QTR	4TH QTR	
<b>I. DISASTER PREPAREDNESS, PREVENTION, AND MITIGATION (PRE- DISASTER)</b>									
<b>1 Oplan</b>									
a Oplan Bantay/Ligtas Fiesta		20,000.00	20,000.00						
b Oplan SUMVAC		50,000.00		50,000.00					
c Fire Prevention Month				-					
- Art Contest		32,100.00		32,100.00					
- Barangay Fire Olympics		85,000.00		85,000.00					
- Ugnayan sa Barangay		70,000.00		70,000.00					
d Nationwide Simultaneous Earthquake Drill (NSED)/Schools/Barangays		50,000.00	50,000.00						
e Oplan Bantay/Ligtas Undas		50,000.00		50,000.00					
f Oplan-Ligtas Pasko and Bagong Taon		50,000.00	50,000.00						
<b>2 Seminars and Trainings</b>									
a Flood/Swift Water Training		50,000.00	50,000.00						
b Evacuation Program for 35 Barangays		200,000.00		200,000.00					
c Re-organization of BDRRMC		177,960.00	177,960.00						
d Incident Command System (ICS) Level 3		234,000.00		234,000.00					
e Collapse Structure Training		50,000.00	50,000.00						
f CBDRRM		300,000.00		300,000.00					
g PDRA/RDANA Seminar		100,000.00	100,000.00						
h GIS Barangay Level		500,000.00		500,000.00					
i Comprehensive Land Use Plan (CLUP) Comprehensive Development Plan (CDP)		300,000.00		300,000.00					
<b>3 Disaster Relief Operation</b>									
a Stockpile of relief goods		534,462.00		534,462.00					
b Provision of non-food items (mats, mosquito)		50,000.00		50,000.00					
c Provision of Hygiene Kits		50,000.00		50,000.00					
d Purchase of Plastic bags for relief goods		30,000.00		30,000.00					
<b>4 Rescue Equipment</b>									
a Automated External Defibrillator (AED)	1	165,000.00		165,000.00					
b Boat trailer	1	90,000.00	90,000.00						
c Cervical Collar (C-Collar)	3	2,000.00	6,000.00						
d Chainsaw (big)	1	60,000.00		60,000.00					
e Chainsaw (small)	1	75,000.00	75,000.00						
f Combat boots	3	2,500.00		7,500.00					
g Extension Ladder	1	25,000.00		25,000.00					
h External spotlight	2	6,000.00		12,000.00					
i Hydraulic Vehicle Extrication (Spreader)	1	1,400,000.00		1,400,000.00					
j IMT Vest	32	650.00		20,800.00					
k Kendricks Extrication Device (KEDS)	1	9,000.00	9,000.00						
l Manila Rope, in meters	100	200.00	20,000.00						
m Medicine Cabinet for Rescue Truck	1	14,850.00	14,850.00						

MUNICIPAL BUDGET OFFICE  
*Beet*  
10-1-18  
RECEIVED

OFFICE OF THE SANGGUNIANG BAYAN  
PANIQUI  
**RECEIVED**  
DATE: 10.01.18  
BY: *[Signature]*





**MUNICIPALITY OF PANIQUI**  
Municipal Disaster Risk Reduction Management Council  
Municipal Disaster Risk Reduction Program



**C.Y. 2019**

PROGRAMS / PROJECTS	QTY	QTY COST	EST. FUNDING SOURCE		SCHEDULE			
			National/ Provincial	Municipal	1ST QTR	2ND QTR	3RD QTR	4TH QTR
n Oxygen Tank with regulator and mask	1	10,000.00	10,000.00					
o Scoop	1	15,000.00	15,000.00					
p Stretcher for EMS Van	1	35,000.00	35,000.00					
q Tactical (Upper/Lower Uniform)	11	1,600.00		17,600.00				
r Tactical shorts	11	500.00		5,500.00				
s Traffic Cone	5	2,500.00	12,500.00					
<b>PNP</b>								
s Cross Band Repeater System with built in Power Supply	1	190,000.00		190,000.00				
t Portable radio	10	4,000.00		40,000.00				
<b>5 Purchase of Rescue Vehicle (Van)</b>	1	4,200,000.00		4,200,000.00				
<b>6 Support Group</b>								
a Responders		100,000.00	100,000.00					
b Other supplies		50,000.00	50,000.00					
<b>7 Provision of Sand bags &amp; other mitigating materials</b>		60,000.00		60,000.00				
<b>SUB-TOTAL</b>			<b>PhP 8,688,962.00</b>					

<b>II. QUICK RESPONSE FUND (DURING DISASTER)</b>								
<b>1 Activation of MDRRMC Operation Center</b>		15,000.00		15,000.00				
<b>2 Rescue &amp; Evacuation</b>								
a Gasoline/Oil for Rescue Vehicles (Monitoring/RDANA)		690,000.00		690,000.00				
b Emergency Purchase of Rescue Equipments		1,358,470.23		1,358,470.23				
c Volunteer Workers Mobilization		50,000.00		50,000.00				
d Manning the Operation Centers		10,000.00		10,000.00				
e Communication		10,000.00		10,000.00				
<b>3 Support Group</b>								
a Responders		100,000.00		100,000.00				
b Other Supplies		50,000.00		50,000.00				
<b>4 Security and Peace and Order</b>								
Command Post/Staging Area/Base camp		35,000.00		35,000.00				
<b>5 Public Information / Dissemination</b>								
<b>6 Health Care</b>								
a Medical Check-up		100,000.00		100,000.00				
b Provision of medicine		250,000.00		250,000.00				
c Mobilization of RHU Workers		50,000.00		50,000.00				
d Mobilization of Brgy. Health Workers		50,000.00		50,000.00				
<b>7 Provision of Sand Bags &amp; Other Mitigating Materials</b>		120,000.00		120,000.00				


MUNICIPAL BUDGET OFFICE  
RECEIVED  
DATE: 10-1-18

OFFICE OF THE SANGGUNIANG BAYAN  
PANIQUI  
RECEIVED  
DATE: 10-01-18  
BY: [Signature]





**MUNICIPALITY OF PANIQUI**  
Municipal Disaster Risk Reduction Management Council  
Municipal Disaster Risk Reduction Program



**C.Y. 2019**

PROGRAMS / PROJECTS	QTY	QTY COST	EST. FUNDING SOURCE		SCHEDULE			
			National/ Provincial	Municipal	1ST QTR	2ND QTR	3RD QTR	4TH QTR
8 Relief Goods		1,384,789.77		1,384,789.77				
<b>SUB-TOTAL</b>			<b>PhP</b>		<b>4,273,260.00</b>			
<b>III. REHABILITATION AND RECOVERY (POST DISASTER)</b>								
1 MDRRMC Meeting		5,000.00		5,000.00				
2 Rehabilitation of Damaged Govt. Properties		100,000.00		100,000.00				
3 Provision of Agricultural Seeds								
a Palay Seeds		100,000.00		100,000.00				
b Yellow Corn Seeds		75,000.00		75,000.00				
c Vegetables Seeds		49,200.00		49,200.00				
4 Provision of Medicines for Livestock		10,000.00		10,000.00				
5 Environmental Management								
a Clearing of Debris		20,000.00		20,000.00				
b Prov. of Fruit & NonFruit Bearing Tree Seedlings		10,000.00		10,000.00				
6 Dispersal of Fingerlings		10,000.00		10,000.00				
7 Health & Public Assistance								
a Purchase of Medicines		107,778.00		107,778.00				
b Feeding of Undernourished Children		150,000.00		150,000.00				
c Water Treatment		15,000.00		15,000.00				
d Sanitary Inspection		15,000.00		15,000.00				
e Mosquito / Vector Control		15,000.00		15,000.00				
f Rehabilitation/Repair of Evacuation Center		150,000.00		150,000.00				
8 Food for Work		150,000.00		150,000.00				
9 Cash for Work		150,000.00		150,000.00				
10 Prov. of Financial Assist. to Victims of Calamities		150,000.00		150,000.00				
<b>SUB-TOTAL</b>			<b>PhP</b>		<b>1,281,978.00</b>			
<b>TOTAL</b>			<b>PhP</b>		<b>14,244,200.00</b>			

Prepared By:

**MANUEL A. SAMBO**  
MDRRM Officer III

Certified By:

**ENGR. VLADIMIR L. SANTILLAN**  
MPDC

Approved By:

**HON. LEONARDO M. ROXAS**  
Municipal Mayor/MDRRMC Chairman

MUNICIPAL BUDGET OFFICE  
  
**RECEIVED**  
DATE: 10-1-18

OF THE SANGGUNIANG BAYAN  
PANIQUI  
**RECEIVED**  
DATE: 10.01.18  
BY: